

# *Thru The Lens*

December 2019

Volume 85 No. 12



Editor - Jay Hoppenstein, MD, FDCC

*To Promote the Art of Photography & Showcase the Images of DCC's Members*



## Notices - TTL Staff, In Focus & Index

### Out of Focus

#### To Get You Through the New Year in Texas

Life is simpler when you plow around the stump.

A bumble bee is considerably faster than a John Deere tractor.

Meanness don't just happen overnight.

Forgive your enemies; it messes up their heads.

It don't take a very big person to carry a grudge.

You cannot unsay a cruel word.

Most of the stuff people worry about, ain't never gonna happen anyway.

Don't judge folks by their relatives.

Remember that silence is sometimes the best answer.

Don't interfere with somethin' that ain't bothering you none.

Timin' has a lot to do with the outcome of a rain dance.

If you find yourself in a hole, the first thing to do is stop diggin'.

Good judgment comes from experience, and a lotta that comes from bad judgment.

Lettin' the cat outta the bag is a whole lot easier than puttin' it back in.

Live simply, love generously, care deeply, and speak kindly,

### Inside this issue:

<a href="#">Out of Focus &amp; Index</a>	2
<a href="#">Calendar</a>	3
<a href="#">Texas State Fair Winning Images</a>	4-5
<a href="#">Bird Winning Projected Images</a>	6-7
<a href="#">Branch Out</a>	8-9
<a href="#">Beavers Bend Field Trip</a>	10-12
<a href="#">Story Board - Big Boy 4014</a>	13-14
<a href="#">November Speaker - Mike Mezeul II</a>	15-16
<a href="#">Snapshots - Picture Perfect Lighting</a>	17
<a href="#">Heard Museum Photo Contest</a>	18-19
<a href="#">January Program Wanted TX Images</a>	20-21
<a href="#">Q&amp;A Intensity of On Camera Flash</a>	22
<a href="#">Image of the Month - M Farnham</a>	23
<a href="#">October 1st Place Winners</a>	24-26
<a href="#">Classified Ads, Officers &amp; Directors</a>	27-31

### Thru The Lens Staff

Cameraon Raw	Quality Control
Folk Al Plane	Focus Groups
Donna Blame Me	Equipment Malfunction
Dia Fram	PG Ratings
Trey Pod	Sharpness Czar
Newt R.L. Density	Lighting Control



### Front Cover Image

#### Untitled

Frank Richards



### Back Cover Image

#### Blue Angles

Jason Ware



## Calendar & Notices

**December 10 - DCC Meeting**

**December 18 - Holiday Party - Walnut Hill Recreation Center**

**December 25 - Christmas**

**December 31 - New Year's Eve**

**January 1 New Year**

**January 14, 28 - DCC Meeting**



### Potpourri Night

**12 May 2020**

The members of the Dallas Camera Club have a great deal of talent and it is never more evident than on "Potpourri Night". Every year at the first meeting in May, members can show off their photographic work in themed A-V productions rather than as individual contest images. These popular shows clearly demonstrate the depth and breadth of creativity within the club. This year, we are asking all members to invite a friend, neighbor or even a spouse to attend and see what we are up to. Who knows, you may end up with a new photo buddy with which to share your passion.

**Bring a spouse and a friend**



### *December 2019*

Sun	Mon	Tue	Wed	Thu	Fri	Sat
1	2	3	4	5	6	7
8	9	10	11	12	13	14
15	16	17	18	19	20	21
22	23	24	25	26	27	28
29	30	31				

### *January 2020*

Sun	Mon	Tue	Wed	Thu	Fri	Sat
			1	2	3	4
5	6	7	8	9	10	11
12	13	14	15	16	17	18
19	20	21	22	23	24	25
26	27	28	29	30	31	

## Texas State Fair Winning Images - Sommer & Boomstein



**Hal Sommer**

*People in Texas*

**3rd Place**

**David Boomstein**  
*Memorial Day Flags 2019*  
**3rd Place**





## ***Texas State Fair Winning Images - Stephen Evans***



**Domestic Animals**

**3rd Place**

**Domestic Animals Cultural  
Not Texas**

**3rd Place**



## *2019 Bird Projected Winning Images*



**David Morgan**

***Coming Home***

**1st Place**



## 2019 Bird Projected Winning Images



**Clinton Kemp**

***Magnified Moonflower***

**2nd Place**



**David Copeland**

***Winter Time***

**3rd Place**

**Ron Shue**

***Speed Vaping***

**Honorable Mention**



## Branch Out - DCC Photographs the Event

The DCC was asked by the City of Dallas to document, photographically, a tree giveaway program that called, *Branch Out*. The event was to give away trees at no cost to Dallas residents who registered for one 5 gallon sized tree. This year the tree giveaway was conducted on Saturday, November 2, 2019. The distribution centers are noted below.

City and volunteers were at each site to unload and organized trees starting at 8 am. Pickup time for recipients was between 9 am until 12 noon. The tree types were: pecan, lacebark elm, Mexican oak, chinquapin oak, and Shumard Oak. The city wanted photographs of the group of volunteers, volunteers in action, homeowners picking up and loading trees, overall event site images, photos of the trees and other inter-

esting elements.

The locations for the tree giveaway were as below:

- C. A. Tatum, Jr. Elementary School, 3002 N. St. Augustine Dr., 75227 Hector P. Garcia Middle School – 700 E. 8<sup>th</sup> Street, 75203 (Open)
- June Shelton School, 15720 Hillcrest Rd., 75248 (**Photographer:** David Boomstein) (**Site Manager:** Chris Morris)
- Justin F. Kimball High School, 3606 S. Westmoreland, Dallas, TX 75233 (Open)
- The Village Church – Dallas Northway, 3877 Walnut Hill Ln., 75229 (**Photographers:** Jay Hoppenstein, Hal Summer) (**Site Manager:** Jayla Wilkerson)



White Rock Church of Christ, 9220 Ferguson Rd., 75228 (**Photographer:** Barbara Briley) (**Site Managers:** Lashonna Slider, Adam Ozier)

Many DCC photographers attended the Branch Out event capturing the activities of the City managers and volunteers. The images that they took were given to the City of Dallas to publicize this extraordinary event.

Jay Hoppenstein, MD, FDCC  
Editor

(Continued on page 9)




(Continued from page 8) Branch Out





## Beavers Bend Field Trip – November 15-17, 2019



The weather was perfect for the DCC's November Field Trip to Beavers Bend State Park in southeast Oklahoma, situated along the shore of Broken Bow Lake just a few mile from the town of Broken Bow. The drive time from Dallas was about 3.5 hours over mostly flat terrain passing through large sections of countryside not apparently used for much, if any, commercial agriculture or cattle ranching.

Crossing over the Red River into "*Indian Territory*" was hardly noticeable except for the names of the small



towns and sights leading toward Broken Bow: Choctaw and Quachita, for example.

The accommodations that Michael Farnham and I shared was a rustic cabin in the center of the park within easy driving distance to the most photogenic places the park had to offer. Our arrival time preceded check-in time which permitted us to scout the many roads that we remembered from our past visit on previous field trips and to mark them on the Garmin GPS knowing that our early morning and late afternoon photographic forays would begin and end in the dark.

The park is nestled adjacent to Broken Bow Lake and has many streams moving through it. It is a favorite place for fly fishermen who arise before dawn to wade thigh deep into the water to catch (and release) their quarry.

One thing became apparent late Friday afternoon just before sunset: the water level in the pools, ponds and rivers were down compared to previous

*(Continued on page 11)*





(Continued from page 10) Beavers Bend

years. The reflective basins of water were severely reduced in size. Still, we grabbed the images we could before darkness engulfed us and then found our way to the restaurant in the blackness of the night negotiating the twisted roads and lanes. What we couldn't predict was whether there would be any mist arising from the water at sunrise.

As organized by Gary Kelly we met Friday evening with the members of the DCC for dinner at Stevens Gap Restaurant, not far outside the Park, which by coincidence the members of the Plano Camera Club (PCC) whose Field Trip coincided with ours chose to meet for dinner, too.

We arose before sunrise Saturday morning and found a thick crust of frost on the windshield of the car. Within a few minutes after the defroster was engaged, blowing for all of its might, the ice melted and we drive to one of several places that had a stream or river that intersected with the road. Fishermen, as usual, had preceded us. In the brisk, cold morning air there was a dense mist that rose from



and sometimes swirled over the surface of the water. When the sunlight brightened over the tops of the hills or the trees of the forest the mist became *alive* creating picturesque, swirling white clouds that gave the river a look like a primeval scene. This is what we had come for.

Each minute the light changed, the

mist gyrated and the fisherman cast anew. The camera shutters clicked away, some in soft, sounding triplets as photographers recorded images later to be processed as HDR files. We individually found a spot for good composition, each choosing a desired perspective only to move to the very place another photographer had abandoned a few minutes earlier. At times the photographers outnumbered the fishermen, each one casting about for his or her respective trophy.

We gradually satiated our vision at one location and quickly moved to another that had been scouted the day before, trying to take in as many places before the mist disappeared and the Sun rose too high. On our first morning we eventually sought out and stopped at as many places that we could, such as the Paddleboat area, the Fly Shop, the Dam and the Spillway. Of course, there were dozens of other places to discover the natural beauty of Beavers



(Continued on page 12)



*(Continued from page 11) Beavers Bend*

Bend and, collectively, images taken throughout the weekend will be presented in a Field Trip Show to be created by Gary Kelly.

Saturday night DCC members congregated in the town of Broken Bow at Papa Pablanos Mexican restaurant where the salsa was tangy, the chips were crisp and the other dishes, the size of Texas.


On Sunday, the last morning, we revisited many of the places we had been before, lingering only a few minutes for an additional picture or two. The mist was less but the sunlit sky had definitely more color.

Before leaving for home we stopped at the Park's restaurant for a nice breakfast and then pointed the car southeast retracing the route used when we departure Dallas. Our arrival home coincided with the 1<sup>st</sup> quarter of the Cowboy game, the play-by-play on the radio reminding us that we were back in Texas.

Fishermen may practice catch-and-release but photographers take every image photograph home!

Jay Hoppenstein, MD, FDCC

Editor TTL





## Story Board - Big Boy 4014 - Michael Farnham



On November 10<sup>th</sup>, 2019, a locomotive went from Palestine to Marshall. I, along with several thousand others, viewed a portion of this journey.

The trip of the locomotive was part of a much longer odyssey sponsored by Union Pacific to commemorate the 150<sup>th</sup> anniversary of the completion of the transcontinental railroad. The locomotive was the only working example of the **Big Boy** locomotives which were originally manufactured from 1941 to 1944. Members of a team from Union



Pacific spent more than 2 years restoring this locomotive. During this journey the locomotive had already gone through the states of Wyoming, Utah, Nevada, California, Arizona, and New Mexico. After it leaves Texas the locomotive will continue through Arkansas,

Oklahoma, Kansas, Missouri, and Colorado before completing the loop by returning to Wyoming.

I learned of the trip through a meetup group called *DFW and Beyond Photog-*

*(Continued on page 14)*



(Continued from page 13) Story Board 4014



raphers. The person who organized the expedition was kind enough to scout out the route of the locomotive and find likely spots to get interesting photographs. The group I was with consisted of about 10 people from the metroplex who were all interested in getting photographs of a steam engine. We started at an overpass near Palestine and the train went right under us. In addition to our group there were many other people at the overpass. Many of them were photographers but most of them were just there to see a steam locomotive up close and personal. This proved to be true at each location our group assembled. Some of the locations were so crowded that it was extremely difficult to find parking. One of the locations was so congested that there was a traffic jam which caused me to be 30 minutes late, missing the passage of the locomotive. I skipped that location and went on to the next vantage point.

After the train went under the overpass it continued to Jacksonville where the train stopped for 30 minutes. The locomotive then continued to Troup where it stopped for 45 minutes to



take on water. The train also stopped in Overton but that is the stop I skipped. The group then went to Kilgore. The train did not stop there but we got photographs as it passed

through.

I have wanted to photograph a steam locomotive for a long time and I was glad for the opportunity. I was surprised at the number of people who turned out to see **Big Boy 4014**. In addition to the crowds at each stop. There were many people waiting along the route wherever the tracks could be easily accessed from a road. I am guessing that many people view steam locomotives as a piece of history that is disappearing and they want to see it before it is completely gone.



## November Guest Speaker - Mike Mezeul II

### Kilauea: The Beauty Within A Disaster

On May 3, 2018, the Kilauea Volcano in Hawaii erupted and resulted in several fissures spewing lava on the Lower East Rift Zone. The neighborhood of Leilani Estates was ground zero with over 2000 people needing to be evacuated as lava threatened life and property. This was the most violent eruption of Kilauea in a few decades and when the eruption halted in August, there was enough lava to cover the entire island of Manhattan seven feet deep. During this presentation, Mike will talk about his experience covering the disaster for nearly two weeks from land, air and sea and how although the



volcano destroyed so much, there was a surreal beauty to the event.

Mike Mezeul II is a professional photographer based out of Dallas, Texas. His work specializes in landscape, aeri-

al, natural disaster, commercial and night sky. Mike's work has been published around the world including work

*(Continued on page 16)*



*(Continued from page 15) Mike Mezeul II*

in National Geographic, BBC Magazine, Yahoo News and more. When Mike is not on assignment work, he spends his free

time traveling the world and sharing his knowledge by teaching photography workshops.





## Snapshots - Picture Perfect Lighting - Jerry Martin

### PICTURE PERFECT LIGHTING

An Innovative Lighting System for Photographing People


**Author: Roberto Valenzuela**

**Review by Jerry Martin**

I think Roberto Valenzuela hit the ball out of the park with this 340-page book. He begins with some very essential foundational work on lighting and how it affects the quality of light in photographs.

He progresses from the five behaviors of light to something I find very helpful which is his, "The Top 10 Circumstantial Light Elements" that is worth memorizing and used every time you take photographs. He goes into great detail to explain and illustrate through set up photos and finished photos of what he is explaining. You can tell he has taught these methods by the way he carefully explains what he is writing about in this fine text. I used the word "text" because this is an academic book of photography lighting.

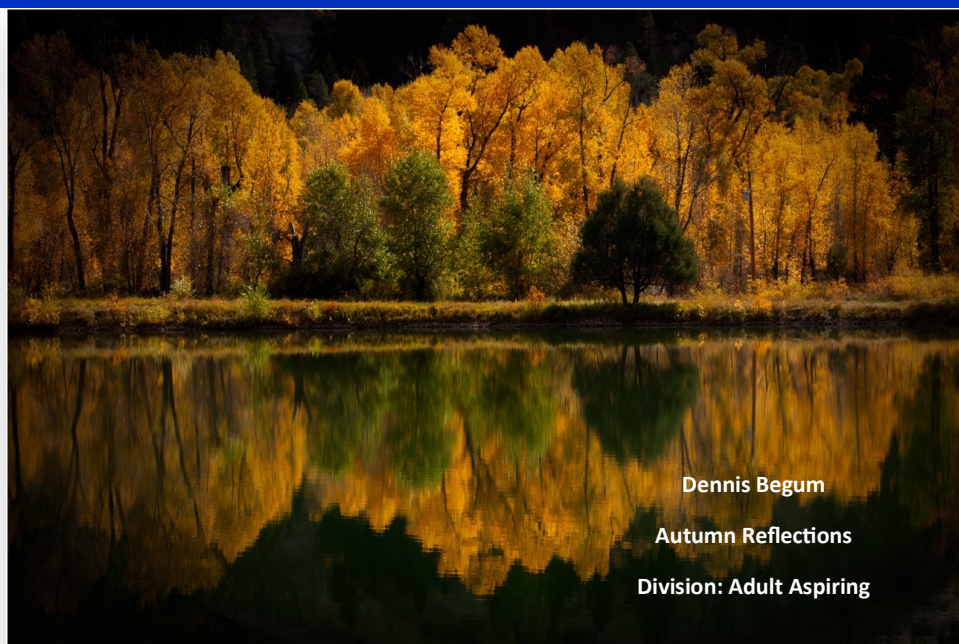
In addition to using natural light he covers the value and use of reflectors and flash techniques.



There are also some very helpful case studies that a photographer can use to help the reader develop better lighting skills.



## Heard Nature Photographic Contest



Dennis Begum

Autumn Reflections

Division: Adult Aspiring

The 2020 annual Heard Nature Photography Contest is in support of the Heard Natural Science Museum & Wildlife Sanctuary. This is the 42nd year that this contest has been held with proceeds going to support the Museum! The contest is all digital and open to photographers of all ages and experience levels.:

### Adult Divisions

#### Aspiring

For beginning photographers through those with several years' experience who have not yet met the 'Experienced' criteria.

#### Experienced

Comfortable with the technical aspects of the camera. Proficient in the concepts of composition, exposure, lighting and post-processing techniques for creating images. May be skillful in more than one genre of photography (for example: landscape, portrait, macro, photojournalism, still life, etc.)

### Youth Divisions

#### Junior Youth

Young photographers up to the age of 14. Senior Youth

Young photographers between the ages of 15 - 18.

### Categories

There are separate categories for the Adult and Youth Divisions.

**Fees** Adults - \$10/per submission

Youth - \$5/per submission

### Awards

Ribbons may be awarded for 1st, 2nd, 3rd place winners in each contest category for each division. Awards are at the discretion of the judges.

\$100 cash prize & ribbon to Best of Show winners in each of the four contest Divisions.

Overall Best of Show. This image will be



## About the Photographic Society of America (PSA)

The Photographic Society of America (PSA) is a worldwide organization providing a wide range of services that promote photography and benefits to its members. Individual members can participate in competitions, study groups and on-line [education programs](#) designed to advance their photographic knowledge and skills. Competitions are held for clubs, councils, federations and chapters, also. [Member image galleries](#) are always available for viewing. An annual youth photography showcase, open to all students of high school age, is conducted as well. Opportunities for image analysis and critique as well as discounts for both hardware and software products are available for all members. In addition to special access to a Member's Only area on this dynamic and informative website, every member receives the high-quality *PSA Journal* each month.

*(Continued on page 19)*



(Continued from page 18) Heard Nature Photographic Contest

printed and displayed at the Heard Natural Science Museum.

### **Important Dates**

Submission Dates: **February 1-23, 2020**

Award Ceremony: March 22, 2020 2:00 p.m. Heard Natural Science Museum & Wildlife Sanctuary, 1 Nature Place, McKinney, TX.

Winning images from the 2019 contest may be seen on the Heard website (scroll to the bottom of our pages). We also have a Facebook page ([Heard Natural Science Museum Photography Contest](#)). All images submitted in the 2018 and 2019 contests are being randomly shown giving credit to the photographers. Photographs are also shown in our Instagram account (search "heardcontest").

I have attached a flyer should anyone wish to share it. Full details about the contest (including submission requirements and payment information) are available on our website: <https://www.heardnaturephotographers.com/about-the-contest>

Jackie Ranney

2020 Contest Coordinator

Heard Nature Photographers

214/478-2107

[www.heardnaturephotographers.com](http://www.heardnaturephotographers.com)

### **Adult Categories**

Adult Categories

Color or Black & White images may be entered.

### **Captive ANIMALS**

Images of animals in a controlled setting (i.e. farm, zoo, ranch, etc.). May



**Maria Turicchi**

***The Swan***

**Division: Youth - Senior**

include mammals, marine life, reptiles and amphibians. Does not include pets.

### **Wild ANIMALS**

Non-captive animals in their natural environment.

### **Feathered Friends**

Wild or captive birds.

### **Expressive Impressions**

Nature-related images intended to express the photographer's impression of the subject (i.e. creative blurs, abstract and digital manipulation). Not to be judged on amount of manipulation but on artistic end result.

Naturally occurring patterns, lines, shapes and forms of animals, objects, or plants in nature; also may include macro and extreme close-up images in cases where the patterns, lines, shapes, etc. are the principal subject.

### **FLORAL**

Images of natural or cultivated flowers, plants or gardens.

### **Creepy Crawlies**

Wild or captive insects, butterflies and spiders.

### **SCENICS**

Expansive views that may include landscapes, mountains, forests, deserts, etc. Nature should be the subject of the image.

### **WATER**

Images primarily featuring water such as seascapes, oceans, waterfalls, lakes, streams and rivers. Water should be the primary subject.

### **BLACK & WHITE**

Black & white images of any nature subject consistent with any of the other contest categories.

### **Focus on the Sky**

Including but not limited to astrophotography, stars, sunrises, sunsets, cloudscapes, storm clouds. Must be related to nature.





## January Program - Wanted - Texas But Not DFW



### WANTED: Photos of Texas **BUT NOT DFW**

The January 2020 program for the DCC will be assembled by Steve Reeves (steve@makeshiftphoto.com ) from images submitted by DCC member limited to Texas scenes from anywhere in Texas except the DFW area. Steve will create an audiovisual show containing these images similar to the shows he has done in previous years with Images from all states but Texas. This year will showcase Texas outside of our fair city.


1. Email photos to steve@makeshiftphoto.com formatted 1920 x 1280 pixels.
2. Alternatively, use Drobox or GDrive. We will transfer the images received. Other file sharing services are fine, too.
3. There is **no limit** to the number of images submitted.
4. The deadline for image submission is December 15, 2019. Identify yourself. Put DCC somewhere in the subject line.
5. Include in the title the locale - East, West, South, North East, North West, and city or county, if known.



(Continued on page 21)



(Continued from page 20) *Wanted Texas, But Not DFW*





## Q & A - Photographic Questions

### Q & A – Questions Asked

This column was created in the TTL to be a site for questions, relating to Photography, to be asked and answered by DCC member. Unfortunately, there have been no questions submitted; therefore, the Editor has created questions, the answers to which maybe useful to members, especially those new to photography. Any comment or input is welcome. Don't be shy.



#### Question: ?

**How can the flash intensity be reduced when using it for fill flash?**

Most, if not all, DSLR and mirrorless modern cameras do an exceptional job of blending available light with light from an on camera flash to brighten shadows, especially when the subject's back is to the Sun or any other bright background light. Unless the photographer's intent is to "blow-out" the highlights of the background many images benefit from having additional lighting applied to the subject to fill in the shadows when the subject casts its

own shadow on the side facing the camera.

The use of the on camera flash is a solution to this common problem when the cam-



era is set up for TTL metering. The camera's programming analyses the scene and, incorporating the additional light from the flash, sets the exposure to blend the light values

between the subject and the background.

However, sometimes the light from the flash is too intense and the exposure of the subject does not look "natural".

The flash's output can be changed by entering the camera's menu, finding the flash settings and decreasing the flashes output in 1/2 stop increments.


This allows the photographer to regulate the amount of fill flash necessary of a good exposure.



## *November Image of the Month*

Each month the editor chooses an image taken by one of the DCC's members and presents it as the ***Image of the Month***. The images will be taken from the monthly contest winning entries, from images submitted for TTL cover consideration or from any DCC member who chooses to send the editor an image as an attachment to an email. Use the standard DCC competition image parameters. The image may be in portrait or landscape orientation.

### **Michael Farnham - Katmai Bear**





## Monochrome Prints 1st Place



Beginners

Donna Griffiths

*November Woods from a  
Speeding Train*



Advanced

Stephens Evans

Masters

Kaye Hargis

*Bottles in the Shed*




## Color Prints 1st Place



Beginners

Donna Griffiths

*Ethereal Folds of Scrap Metal*



Advanced

Clinton Kemp

*Vibrant Vibrations*



Masters

Kaye Hargis

*Curlicues*



## Projected Images 1st Place



Beginners



Donna Griffiths

*Interwoven Reflections*

Masters

Rolando Solis

*Color Straw Refractions*




Advanced

Stephen Evans


*Abstract Intersections*





## Classified Ads

### ECUADOR ~ Hummingbirds & More



Join Jeff Parker in Ecuador's Chocó Region & photograph avian jewels of the Neotropics!

Hummingbirds will be a highlight of this photographic experience. Find them here in a dazzling array of colors & forms (e.g., the *Sword-billed Hummingbird*). During this photo tour, we set out to capture images of over two dozen hummer species. High-speed, multi-flash hummingbird photography set-ups along with Jeff's one-on-one guidance assure you'll bring home plenty of keepers. And, with the trip capped at just eight (8) travelers, you'll get to utilize the set-ups as much—or as little—as you desire.

**FEBRUARY 22 ~ 29, 2020**

*Chocó Region*  
*Northern Ecuador*  
(512) 378-3355

In addition, a bonanza of beautiful tanagers, motmots, toucans, manakins, euphonias & the improbable looking Cock-of-the-Rock will also fill our memory cards.

ALL-INCLUSIVE / Max eight (8) travelers / \$4295.00



**ExploreinFocus.com**

**Sell your unused camera equipment and accessories by advertising on this page. There is no cost to DCC members for any ads.**

**For non-members the cost of an ad is \$150/ year**

**Send ad copy & images to Navigato@aol.com**



## Classified Ads

### COMPETITIVE CAMERAS LTD.

Competitive Cameras stocks  
the latest and best photographic brands!

Monday – Friday: 9:00 A.M. to 5:00 P.M.  
Saturday – 9:00 A.M. to 4:00 P.M.

2025 Irving Blvd #107 ~ Dallas, TX 75207  
Call 214-744-5511 or Toll Free 1-800-688-0211

sales@competitivecameras.com  
www.competitivecameras.com



**Photo Tours  
& Workshops**  
for the Naturally Curious™

**Jeff Parker**  
Explore in Focus™

(512) 378-3355  
ExploreinFocus.com

arlingtoncamera.com



**Expert**  
**TOOLS & ADVICE**

The Biggest Little Camera Store In Texas

**RED RIVER PAPER**  
Premium Photographic Inkjet Papers

#### Choice

Photo inkjet papers  
Inkjet greeting cards  
Hard to find sizes  
Epson Canon inks

Compatible with Epson  
Canon & HP printers

#### Savings

You save up to  
**50%** over retail  
brand prices

Also more affordable than  
many internet brands

#### Service

Fast shipping  
Friendly staff  
Expert tech support

214-637-0029  
customerservice@redriverpaper.com

www.redriverpaper.com

The Images and original articles in the TTL  
Newsletter are copyright protected and may  
not be reproduced without permission.







# JOIN PHOTOGRAPHIC SOCIETY OF AMERICA



## Best Views of the Trinity River

### Location 1

#### Upper and Lower Chain of Wetlands

Take I-45 South to Loop 12 East; go 1/16 of a mile; look for the bridge on the left to enter the wetland area.

Wetlands construction for the Trinity River Corridor Project is underway and will improve floodwater conveyance and benefit wildlife. When completed, seven wetland cells will make up the 170-acre Chain of Wetlands extending four miles from Cedar Creek to Loop 12.

### Location 2

#### Trinity River Audubon Center

6500 South Loop 12  
Dallas, Texas 75217

The Trinity River Audubon Center is only a few miles from downtown Dallas. The center is the flagship for Audubon's education initiatives in Texas and is designated a "green" building for energy conservation and sustainability. Exhibits feature ecological and cultural themes and provide direct access to nature viewing, hiking, picnicking and canoeing.

### Location 3

#### Trinity Overlook

110 W. Commerce St. (at Beckley)  
Dallas, Texas 75209

Attractive signage at the Trinity Overlook provides information on the Trinity River Corridor Project, the Trinity Lakes Park and the two bridges -- the Margaret Hunt Hill and Margaret McDermott -- designed by renowned architect and engineer Santiago Calatrava.

### Location 4

#### Great Trinity Forest

3000 Municipal  
Dallas, Texas 75215  
or  
7000 Bexar Street  
Dallas, Texas 75215

The 6,000 acre Great Trinity Forest is the largest urban bottomland, hardwood forest in the United States. It contains a collection of more than 70 "trophy trees".

### Location 5

#### Margaret Hunt Hill Construction

Beckley@Continental Avenue Bridge

Construction is now underway for the Margaret Hunt Hill Bridge the first major signature bridge to be constructed across the Trinity River Corridor. The bridge will link West Dallas and North Oak Cliff with downtown Dallas. The bridge will span Industrial Boulevard and connect to Woodall Rodgers over I-35. The bridge is projected for completion in mid-2011.

### Location 6

#### Trinity River

#### Trammel Crow Park

3700 Sylvan Avenue  
Dallas, Texas 75207  
(River access at boat launch)

The Trinity River is 715 miles long and is the largest river basin that begins and ends Texas. This natural resource sits in the center of downtown Dallas.





# Officers, Directors & Managers



## Board of Directors

### President

Mike Hill

### Past President

Kaye Hargis

### President Elect

Larry Petterborg

### Secretary

Barbara Briley

### Treasurer

Adela Rochier

## Newsletter Editor

Jay Hoppenstein, MD

Navigato@aol.com

## Directors

### Program Director

Kay Hale

### Competition Director

Jim Walsh

### Communication Director

Jay Hoppenstein, MD, FDCC

### Education Director

Dennis Fritsche

## Membership Director

Sharon Collins

## Field Trip Director

Gary Kelly

## GSCCC Projected

Jan Dreskin-Haig

## GSCCC Prints

Jan Dreskin-Haig

## PSA Representative

Hal Sommer

## Historian

Steve Reeves

## Project Managers

### House Manager

Don Haig

## Study Groups & Mentoring Project

Frank Richards

## Bird Competition

Larry Petterborg

## Assistant Bird Competition

Dennis Fritsche

## Website Manager

Dennis Fritsche

## Resource Center

Barbara Briley

## Outside Competitions

Steve Hawiszcak

## Club Photographer

Virginia Sumrall

## Website

[Dallascameraclub.org](http://Dallascameraclub.org)

## Email Contact

[Info@dallascameraclub.org](mailto:Info@dallascameraclub.org)







## ***Dallas Camera Club***

*Visitors are always welcome.*

**DCC meets on the 2nd & 4th Tuesdays**

**Only Meeting in December is on the 10th**

in **Shearith Israel Synagogue** located at

**9401 Walnut Hill Lane, Dallas, Texas, in the**

**Toplitz Room.**

**Directions:** From Northwest Hwy turn North on Douglas Ave. Drive about 1 mile and turn left into the North parking lot just before Walnut Hill Lane.

From Walnut Hill Lane driving West, turn South onto Douglas Ave just before the Toll Way, drive about 100 yards and turn right into the North parking lot.

Follow the walkway into the building from the parking lot, enter the foyer and ask the information person at the desk to be directed to the Toplitz Room.

**Free - Pre-meeting tutorials - 6:15 to 7:15 PM**

**Check the [Dallascameraclub.org](http://Dallascameraclub.org) web page to enroll**

**Meetings begin at 7:30 PM & end at 9:30 PM.**

**On the second Tuesday of the month competition entries from the previous month are judged. On the fourth Tuesday of the month a guest speaker delivers a presentation. Monthly, field trip Audio-Visual programs may be shown at any meeting.**

**Guests are always Welcome**

**[www.dallascameraclub.org](http://www.dallascameraclub.org)**



# *Thru The Lens*

December 2019

Volume 85 No. 12

*To Promote the Art of Photography & Showcase the Images of DCC's Members*

