

Thru The Lens

March 2019

Volume 85 No. 3

To Promote the Art of Photography & Showcase the Images of DCC's Members



Editor - Jay Hoppenstein, MD, FDCC
Navigato@aol.com

Notices - TTL Staff & Index

ANNUAL AWARDS BANQUET

Tuesday, April 9, 2019
 Starting at 6:00 pm
 Buffet Dinner \$42/person
 Location:
 Venetian Terrace
 215 Mandalay Canal
 Las Colinas, Texas 75039

Our Annual Awards Banquet will be held at the Venetian Terrace situated along the Mandalay Canal in Las Colinas. Meet at 6 pm to socialize and celebrate the end of the 2018-2019 club year. Following a buffet dinner, we will have the awards presentations. There has been outstanding photographic work submitted from you this year and it is time to recognize and honor your work and the work of fellow club members. Friends and spouses are welcome. Free parking at the Mandalay 2 Tower parking garage. Payment - Go To Web Site

AWARDS TO BE PRESENTED:

Marge Dance Contemporary Image Award
 Milton J. Rudick Travel Image Award
 Ken Zapp Field Trip Image Award
 Barbara & Ralph Pike Photojournalism Award
 JJ Spurlock Creative Portraiture Award
 Images of the Year
 High Points Awards

Thru The Lens Staff

Cameraon Raw	Quality Control
Folk Al Plane	Focus Groups
Donna Blame Me	Equipment Malfunction
Dia Fram	PG Ratings
Trey Pod	Sharpness Czar
Newt R.L. Density	Lighting Control
Memo Ray	Archives
Folk Al Length	Long Range Planning
Lyndsey Cap	Security
Sara Bellum	Intellectual Property



Inside this issue:

Left click on the TEXT in the Index and you will be taken to that page

Notices & Index- Annual Banquet	2
Focal Point - Kaye Hargis - President	3
Field Trip - Fair Park Scavenger Hunt	4
Click - Quality of Light - Kaye Hargis	5-6
GSCCC Convention Announcement	7
PSA Conference Notice	8
Exposed - Memory Card Loss	9
In Focus - Reality TV Photographers	10
March Speaker - Guy Reynolds	11-12
SnapShots - Jerry Martin; F Richards	13
Q&A - Panoramas	14
Outside Competition - Steve Evans	15-16
Image of the Month - Hugh Adams	17
Visions - New Members Images	18
January Competition 1st Place Pics	19-21
Calendar & Notices	22
Classified Ads, Officers & Directors	23-27

Front Cover Image
Spring at the Arboretum

Kaye Hargis



Back Cover Image
Texas Hall
Frank Richards



Focal Point - Kaye Hargis - President



Tuesday, February 26, we will be honored with a **speaker presentation by Kay Hale**. Kay is our Program Director and a long-time member of the Dallas Camera Club. **His presentation will focus on impact in photography and the “wow” factor we all try to achieve in our images.**

End-Of-Year Competition. We are accepting prints which placed first, second, or third in monthly competition. If you have not already done so, please bring to the meeting. Also, accepting prints for the J. J. Spurlock Creative Portraiture EOY competition.

The website is accepting jpeg image submissions for the five special End-of-Year competitions. They are:

J. J. Spurlock Creative Portraiture (Print competition, jpeg of print must be submitted)

Milton J. Rudick Travel Image Award (Projected competition)

Marge Dance Award for Contemporary Images (Projected competition)

Ken Zapp Field Trip Image of the Year (Projected competition)

Barbara and Ralph Pyke

Award for Photojournalism (Projected competition)

Deadline for End-of-Year submissions is our meeting on Tuesday,

March 12. We compete equally in these five End-of-Year competitions. You do not have to have competed in monthly competition to enter. See End of Year Definitions under Competition tab for descriptions.

Looking Ahead:

Tues., March 12 – Competition Night. Results of February submissions will be viewed. Deadline for submitting End-of-Year images.

Tues, March 26 - Guest Speaker

Tues, April 9 - Annual Awards Banquet to be held at Venetian Terrace in Las Colinas. A special night you will not want to miss. See homepage of DCC website for more information. The buffet dinner is \$42/ person. Payment can be made on our website or bring cash/check to a meeting.

May 2-4 - GSCCC 2019 Annual Convention—See homepage of our website to access the Convention website and for registration. **Registration is Open.**



About the Photographic Society of America (PSA)

The Photographic Society of America (PSA) is a worldwide organization providing a wide range of services that promote photography and benefits to its members. Individual members can participate in competitions, study groups and on-line [education programs](#) designed to advance their photographic knowledge and skills. Competitions are held for clubs, councils, federations and chapters, also. [Member image galleries](#) are always available for viewing. An annual youth photography showcase, open to all students of high school age, is conducted as well. Opportunities for image analysis and critique as well as discounts for both hardware and software products are available for all members. In addition to special access to a Member's Only area on this dynamic and informative website, every member receives the high-quality *PSA Journal* each month.



Field Trip - March 16, 2019 - Fair Park

FAIR PARK SCAVENGER HUNT



Please join us for a photographic scavenger hunt at historic Fair Park on Saturday, March 16th. We will begin at 9:00 am with the distribution of the “shot list” on the steps of the Hall of State (go to <https://fairpark.org/images/pdfs/fair-park-map.pdf> for a map). You will have 2 to 3 hours to scour the grounds and collect images before meeting for a group lunch at 11:30 at Two Podners BBQ, <https://www.twopodnersbbq.com/>.

Each participant will be allowed to submit one photo for each category (a total of 8 different images) within a week of the event for the club slide show to lpetterborg@gmail.com.



Click - Kaye Hargis - Quality of Light



A Final Word on our Themed Topics – Quality of Light

Our topics for competition this year explored the quality of light. It is by seeing, capturing and enhancing light that we create compelling images.

Initially many of us learned to capture good light by the sheer tenacity of trial and error, experimentation, and a good bit of luck to be in the right place at the right time. As we progressed, we built up a mental data base about what works and doesn't work for any given situation. And, we come to understand how, where and/or when to capture the light we may



want. We also know that dynamic light can present itself at any time, when we know how to recognize it.

Ultimately, we can look at a scene and intuitively know that "the light is right," "the light is wrong" or "the light is difficult." What are we observing about the light qualities of the scene before us when we make this determination? The decision is largely based on these basic qualities of light:

Each quality does not stand alone, we evaluate several or all of them in making a judgement. It is these qualities we use to determine exposure settings. It is the light qualities we have captured that we adjust and manipulate in post-processing.

From initial capture to final output, as photographers, we are writing with light. Sometimes we write simple stories and other times we write drama or mystery. There is a time and place for all forms of photographic storytelling.

It is hoped the themed topics have enhanced your ability to search for and to recognize the qualities of light that create impactful images. When



(Continued on page 6)

Qualities of Light

Color	Warm, cool, neutral
Intensity	Hard, soft, diffused
Quantity	Bright to dark
Direction	Defines shape/form, adds a sense of depth

(Continued from page 5) Quality of Light

you see dramatic light falling on an
engaging scene, photograph it!
Have fun and keep shooting,



Kaye Hargis
President

Dallas Thru The Lens

Gulf States Camera Club Council Convention



May 2- May 4, 2019
Magnolia Park Cities Hotel
6070 North Central Expressway
Dallas, Texas 75206



Hosted by the Dallas Camera Club

Speakers

Eleanore Avery - Southern Spain; Snow & Sunshine
Irwin Lightstone - Close Up: The Art of Seeing Small
Kathy Adams Clark - Travel Photography
Mike Mezeul II - Images When You Connect With Nature
Noel Kerns - Night Photography & Light Painting
Don Russell - Cowboys of Color
Jeremy Woodhouse - Travel: Wildlife & Land
Scot Miller - Affecting Change: Making a Difference
Drew Hendrix - Photos Alive with Print - Trips, Tricks & Why
Houston Brown - Drone Photography
Susan Burciaga - Creative Portrait Lighting

Excursions

Field Trips - Dallas Arboretum, Deep Ellum

Events

Extravaganza - Friday Night - Ozona Grill
Awards Banquet - Saturday Night

Places of Interest

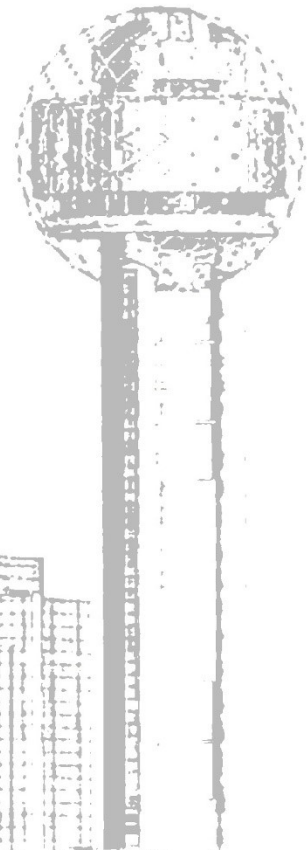
Dallas Arts District
Heritage Village
Bush Presidential Library
Fair Park
Dallas & Ft. Worth Zoos
6th Floor Museum
West End

Vendors



Registration Go To

www.Gulfstatesccc.org/convention-2019



PSA Conference - September 22-25

2019 Photographic Society of America ANNUAL CONFERENCE

**Centennial Hotel Spokane
303 West North River Drive
Spokane, WA 99201**

**Conference tours: September
22 - September 25, 2019**

**Conference takes place Sep-
tember 25 - September 28,**

PSA Member Benefits

- *PSA Journal* full-color monthly magazine (mailed & online) and annual *Who's Who in Photography* publication
- Opportunity to submit articles for potential publication in the *PSA Journal* which is written by and for members
- Three noncommercial ads each year (no more than 5 lines or 175 characters) in the *PSA Journal* at no cost
- Access to My PSA free web site services (e.g., Image Evaluation, Mentors, Consultants, resource links, up-to-date product and book reviews)
- Free online Individualized Photography Course, Advanced Photography Course, and Image Analysis Course
- Free Study Groups: online for digital images and via mail for prints
- Free services (e.g., Species Identification Service, Photo Travel Planning Service, Digital Product Information)
- Annual Conference with workshops, field trips, photo shoots, and featured speakers at reduced registration fee
- Listing in and access to online Membership List following login
- Publication of photos on the PSA web site (e.g., a photo in the New Member Gallery on joining, in the Show Your Stuff Gallery on renewing for year two, and in ROPA Galleries following receipt of a PSA Distinction)
- Creation of a personal photo gallery on the PSA web site for posting up to twenty (20) images and a biography



Exposed - Memory Card Image Loss

Because of this incident, I would like to share with you my three simple techniques to make sure that you will never go through the helplessness of **losing your photos.**

1. Never use a camera on low battery

Most memory card data loss happens when there is some type of interruption in the read/write process. In real world terms, that means that your camera was not shut down properly. So, when you notice that the battery icon on your camera starts flashing, change the battery immediately. If your camera runs out of batteries while you are taking a photo, the risk of corrupting the memory card is very high. When a memory card gets corrupted, you can no longer access the data saved on it; thus, you lose all the photos saved on the memory card.

Turning off the camera before the photo files are completely saved to the memory card or removing the memory card from the camera while files are being saved on it may also cause corruption of the memory card.

Similarly, accidentally dropping the camera while it is writing to the card can have the same effect. Always use a

wrist or neck strap when taking photos!

2. Change memory cards often within the same shoot

As the rule states, do not keep all your eggs in one basket. The same goes for photos. I highly recommended that you bring an extra memory card and change



it often during shoots.

Although this doesn't prevent memory card corruption, it reduces the probability of lost photos, giving you peace of mind.

3. Back up often

Whether you're shooting videos or taking photos, I always advise creating backups often. You can use a cloud-based service, such as OpenDrive, Dropbox, or SkyDrive, or you can also use hardware like a USB flash drive or an external HDD to create a backup

copy of your photos. If you are on a long trip, get in the habit of backing up every day.

Lastly, memory card corruption is sometimes unavoidable. Although you can fix the memory card by reformatting it while inside the camera, this method will also cause you to lose all saved files in the memory card.

Should you unfortunately experience photo loss, you can always try to recover the lost photos using a photo recovery program like Stellar Phoenix Photo Recovery, a trusted application that can recover lost, deleted, or formatted photos and other types of multimedia files.

Best of luck on your photography endeavor. May you avoid photo loss from here moving forward!

About the Author

Cherleen Aquino is a former college instructor and software development technical support engineer. She is currently the editor of Photo Recovery Review blog

In Focus - Reality Shows for Photographers - David Boomstein

Insights on Learning to Compete - Reality Shows for Photographers

By David Boomstein

As a beginner to DCC's world of competition, I've tried to observe what makes a winning entry. I've asked questions, listened and tried to implement these suggestions.

It's been suggested that when I see a photo I particularly like, I should try to emulate the techniques the photographer used. To that end, I've made it a point to attend retrospectives like the Irving Penn exhibit when it was at the Dallas Museum of Art, and watching YouTube videos.

Who would've thought? Reality TV... Photography?

I'm not a reality TV person. I don't relate to them, don't like them and don't watch them! So, you can imagine my surprise when I came across one on

photography.

"[Master of Photography](#)," a European series, aims to do for photography what American Idol did for singing.



Their website claims; "In this contest, the finalists must demonstrate their creativity, instinct and versatility to an internationally renowned jury of photographers and experts to become the next Master of Photography."

The series kicks off with "The Beauty of Rome," and actress Isabella Rossellini hosting to find "Europe's best photographer."


Started in 2016, they've completed three seasons and are about to release Season 4.

iven the topic and a choice of equipment from the show's equipment storeroom, you get insights into the

photographer's creative mind and processes followed by critiques from the show's masters.

You'll have to judge for yourself its validity, value and insights; after all, it is a "reality show!"

I think it's worth a look.



Season 1

The Beauty of Rome
Berlin Nightlife
The Body
Celebrity Portrait
London Backstage
Irish Landscape
Master of Photography
Places and Faces


Season 2

Travel
Rush Hour
Celebrity Feature
Erotica
Paralympians
Street Fashion Photography
Home Sweet Home
Human Landscape

Season 3

Dancing Naples
Pets and Friends
White Landscape
Seven Deadly Sins
Gender Identity
World's Strongest People
Home Sweet Home
Sanctuary

March Guest Speaker - Guy Reynolds



Not Dead Yet (and neither is film)

A recent gallery show with that title included three series of images, all shot with film and my Holgas, plastic toy cameras, and a wall of various other images. The sets were titled Almost Texas, a series that I've pursued since 2003, Speechless and White Trash. All



images other than Almost Texas were shot in 2018.

Bio

Guy Reynolds, 62, was born in Ohio but moved to Texas at age three after brief stays in Minnesota, Oregon and Iowa. The semi-native Texan is a Photo Editor at The Dallas Morning News where he's worked since 1996 after journalism school at UT (Austin) and shooting jobs in Winston-Salem, Baton Rouge and Indianapolis.

From his website (www.guydaho.com) bio:



Photography has been my passion for more than 45 years. A camera has been a companion since I was 15, when I took a summer workshop for beginners at Southern Methodist University. Watching an image bloom in a tray of chemicals was an instant and permanent hook. Not long after, I rode my bike to K-Mart and bought a Minolta SRT-101 with the proceeds from my paper route. I threw The Dallas Morning News, by bike in junior high and car in high school, and now, coming full circle I work there.



A camera is my tool for telling stories about people and places, either in narrative form as a journalist or by revealing a theme as an artist through multiple related images.

Having worked as a news photographer for 14 years I became, out of necessity, a Jack-of-all-trades, master-of-none. I can pretty much do anything yet I specialize in nothing.

After becoming a photo editor 22 years ago, and giving up everyday shooting, I eventually started again by playing with Holgas and shooting through-the-viewfinder of vintage TLRs. I also used old film cameras, a 4x5 Crown Graphic, a modified digital pinhole and, most recently, an iPhone.

I could cook up some kind of artist's statement about using the delicate interplay between light and shadow as a leitmotiv to investigate the weight of the quotidian... but it pretty much boils down to this: I take pictures of things that interest me to see what they look like as photographs.

(Continued on page 12)

(Continued from page 11) Guy Reynolds

For part of the bio I'm including this; it seems to fit. I was once interviewed for a column about the staffers at the DMN. Louis DeLuca was doing this and the first question was:

What one photographer and their work influenced you the most as you grew as a photographer—can be anyone.

I am the sum of all I've seen.

I was first bitten by the photo bug while working in my mom's bookstore in Richardson during high school in the early '70's. I had lots of time to peruse the books we sold.

If I had to say one, it'd be Ernst Haas. His seminal work, *The Creation*, set me on my course more than any other. I was amazed by the ethereal images he extracted from nature.

Birds of North America by Eliot Porter stands out too. It's incredible work. I wanted to photograph flora and fauna but never really did much after realizing the Instamatic I had wasn't going to cut it. Even after I got better equipment I never did much wildlife photography.

Other book learning came from Ansel Adams, Edward Weston, Paul Strand, Alfred Eisenstaedt, Joel Meyerowitz,



Andre Kertesz, *The Family of Man*, the Best of Life. In college, I was taken by W. Eugene Smith, Diane Arbus, Robert Frank, Garry Winogrand, Lee Friedlander, Bill Owens, Walker Evans, Dorothea Lange, Russell Lee and all the FSA shooters. I later came to know the wonderful work of Sam Abell and William Albert Allard, both of National Geographic. Also, Keith Carter, Wyatt McSpadden, O. Rufus Lovett and Michael O'Brien, all Texans native or otherwise. But in my career as a documentary photographer I'd say Elliott Erwitt has certainly been my all-time favorite.

The greatest teachers aren't only those who've gone before but also those who one works with. It's been my good fortune to work with many very talented shooters and editors at past jobs and currently. I learned from osmosis and continue to.

This was also part of the questions: Complete these sentences:

If I weren't a photographer, I would be a pro golfer.

As a child, I dreamed of being a football player.

One thing most people don't know about me is that I've made a hole-in-one three times. 1985, '95 and 2005, so I'm due #4 this year.

If I could have a do-over in my career, it would be when ... I've made far too many mistakes to worry about do-overs.



This came from an earlier questionnaire from a college student who had to interview a newspaper photographer:

What inspired you to get into photojournalism?

There was no inspiration. I didn't ever think I'd change the world with pictures. There wasn't a picture that made me think this is what I want to do with my life.

There was a choice I made when I returned to college to study Government and History and become a teacher. I couldn't do a language. Period. Journalism did not require a foreign language credit. I could've been a writer but preferred using a camera. I guess that kind of ruins the romanticism of going into the field to save the world. I was always interested in photography but didn't really consider doing photojournalism until my second year of college. I figured I liked photographing just about everything and newspaper work was a way to do that. News, sports, people.

SnapShots - Jerry Martin - Book Review

The Minimalist Photographer

by Steve Johnson




view By: **Jerry Martin**

As a photographer it is easy for me to want the next camera, camera lens, accessory, photobook or magazine to enhance my photographs. However, the author, Steve Johnson, takes the approach, in his excellent book, *The Minimalist Photographer*, of asking the reader to define what type of photographer you are and what kind of photographer you want to become. In the introduction to the book, the author discusses his definition of minimalist photography. His idea is to simplify; whether it is the subject, getting rid of a certain part of something to be photographed, or you equipment choices. He indicates that your temperament will play a huge part in determining your photographic future. If you are easily bored you may need to concentrate on sports action rather than landscape photography. Or if you enjoy being with people you may want to con-

sider portrait and wedding photography. He suggests a photographer try many different avenues of photography before concentrating on one type of photography.

Re- Some of the topics covered are: The basics of minimalist photography, camera equipment, the cheap everyday equipment you can use that will get the job done, some basic and some unique approaches to composition. All with the approach that simplification is better. Steve's goal is to prove that you can take excellent photographs without the latest bells and whistles. His minimalist style embraces the thought that the subject matter is not as important as other aspects such as composition,



tone and line of sight.

On one hand this is a great book for the beginner photographer and on the other hand the long time photographer will find content in the book to reinforce what they already know and be challenged by some new techniques. At the end of each chapter there are pictures to illustrate what the author has been writing about. His website is [http://
themini-
malistphotographer.com/](http://themini-
malistphotographer.com/)

Photo Opportunity for Club Members

The City of Dallas has started a new program, **Branch Out Dallas**, to give **free** trees to Dallas residents to help reforest the city. Members of the Dallas Camera Club have been invited to photograph the distribution of the trees which will occur at several locations around Dallas on **Saturday, March 9, from 9:00 AM to 12:00 PM.**

The cities needs photographers willing take photos at one of the six locations below for an hour or two and then share them with the city. This is a rain or shine event, as the city needs photographers even if it is a bad weather day. The pickup locations are:

St. Monica Catholic School, 4140 Walnut Hill Lane, Dallas, TX 75220
W. H. Adamson High School, 309 E. 9th Street, Dallas, TX 75203
Justin F. Kimball High School, 3606 S. Westmoreland, Dallas, TX 75233
Bishop Lynch High School, 9750 Ferguson Road, Dallas, TX 75228
Kathlyn Joy Gilliam Collegiate Academy, 1700 E. Camp Wisdom Road, Dallas, TX 75241
C.A. Tatum Jr. Elementary School, 3002 N. St. Augustine Road, Dallas, TX 75227

Photographers will retain ownership and all rights to their photos. The city asks for royalty-free, nonexclusive rights to images provided by members. City can use photos for promoting the Branch Out Dallas program and other city activities. Photographers will be credited by name when city uses images.

If you are interested in helping the city document this new program, please send a note to Frank Richards at f-richards@sbcglobal.net and include which pick-up location(s) you would like to photograph. We need to get a head count of those who are interested by Wednesday, Feb 27. This will help the city in planning the event. Additional details will be provided the week prior to March 9.

Q & A - Photographic Questions

Q & A – Questions Members Ask

A new column has been created in the TTL to be a site for questions, relating to Photography, to be asked and answered. We all have questions large and small, simple and complex. The Internet and, especially, YouTube can be a lush resource; however, many answers to our questions can be answered by the knowledgeable members of the DCC.

When DCC members submit a question will be published in the next issue. The answers will be published

Though this is not the quickest method to obtain immediate answers to photographic questions, it does attract quite often, many of us have the



method to obtain immediate answers to photographic questions, it does attract quite often, many of us have the same unanswered question.

If you have an answer to her question or a question of our own, email me, Navigato@aol.com (please put DCC Q&A in the subject line to distinguish it from spam)

What is the best and easiest way to create a panorama?

The image created by planning and shooting a subject for a panorama can be quite striking. Taking of at least two images, preferably many more, overlapped by about 1/3 on either side will allow a panorama ("stitching") program to join the images together to create a broad "wide angle" view not possible with a single exposure.

The best results can be obtained by following a few principles, which are quite logical.

- Note the exposure of the scene recommended by the camera's light meter and set that exposure in manual mode so that the scene will have uniform exposure.
- Auto focus on the subject and then turn off Auto Focus (manual)

- Place the camera on a tripod that has been leveled, precisely. The best panoramas are captured with the camera oriented in portrait configuration. This will give height to the resultant panoramic image.
- Decide where the image should begin and where it should end.
- Take the first exposure, pan the camera over still retaining about 1/3 of the previous scene in the view finder and make another exposure.
- If the tripod has been leveled carefully, then the camera will move horizontally, parallel to the ground.
- Continue until the last of the scene is recorded.

When the images are imported into, say, *Lightroom* (LR), highlight the series of images, click on the PHOTO menu button and then hover over the PHOTO MERGE BUTTON and choose

the Panorama option. Follow the screen prompts and LR will create the panorama.

There are other programs dedicated to creating panoramas but if you already possess LR, then no additional expense will be incurred.

If 3 images at each "station" of the panoramic scene are recorded with 1 to 2 stops of exposure differences between them, then LR can not only assemble them all into a panorama but merge them into a panoramic HDR image as well!



Outside Competition - Steve Evans

Steve Evans - Winning Images and Exhibitions

Steven Evans winning images of the Trinity River Corridor will be exhibited in 5 Galleries in Dallas area including: North Park Mall, Love Field Airport, African American Museum in Fair Park, Latino Cultural Center and the Janette Kennedy Gallery in Southside on Lamar building (old Sears bldg.).

Steve has had photographs accepted into three competitions in January and February of 2019. The competitions are described as follows:

2018 Trinity River Corridor Project Photo Contest: Received 1st Place in Wildlife category; 1st Place in River and Ponds; and Honorable Mention in Architecture and Structures. Photos will eventually be posted on the Trinity River Corridor website and will be used in the promotion of the Trinity River Corridor Project. The 1st places have monetary awards.


2019 City of Richardson Photo Contest: Received 2nd place in Adult "Experimental/Enhanced" and Honorable Mention in Adult "Anything Goes". Photos are on display at the City of Richardson Library/3rd floor from Feb. 2 to 19. There will be a Photographic Exhibition, Reception and Workshop at the Richardson Civic Center Grand Hall on February 21 from 6 to 8 pm.

PSACHina Special Theme 2018: Two photos accepted in category of "Women" and one photo accepted in

category of "Wildlife". High resolution images have been submitted for projected display at an exhibition to be held in Beijing in the spring. Contest photos can be viewed on the PSACHina Special Theme 2018 website.


Use the link below to see all of the images and the places they won. Photos are labeled by competition can be viewed at the dropbox link below.

<https://www.dropbox.com/sh/svy77xr9hfuw0t4/AABmD-kmELLSbVYYzJNnTOKya?dl=0>




(Continued on page 16)

*(Continued from page 15) Steve Evans
Outside Competition*



February Image of the Month

Each month the editor chooses an image taken by one of the DCC's members and presents it as the ***Image of the Month***. The images will be taken from the monthly contest winning entrees, from images submitted for TTL cover consideration or from any DCC member who chooses to send the editor an image as an attachment to an email. Use the standard DCC competition image parameters. The image may be in portrait or landscape orientation.




Abstract 10
Hugh Adams

Visions - New Members Images - Joanne Sandlowski



Mindy



Newport Bridge

Monochrome Prints



Beginners
Larry Golden
*Growing Old To-
gether*



Advanced
Hugh Adams
Iguazu Falls



Masters
Jan Dreskin Haig
Plaza Blancat

Color Prints



Beginners
Larry Golden
Egret Conversation



Advanced
Sunil Mehta
A Pier in New York



Masters
Alan Whiteside
Mackerel cove


Projected Images



Beginners
Leo Kastner
*Street Talk Santa Fe,
NM*



Advanced
Sunil Mehta
Artist



Masters
Jerry Martin
*Peppertime in a
Frame*

Calendar & Notices

March 10 - Submit Competition Images

March 12 - Deadline for EOY Submissions

March 12 - DCC Meeting: Competition Night

March 16 - Field Trip - Fair Park Photographic Scavenger Hunt

March 26 - DCC Meeting & Guest Speaker

Register for Annual Awards Banquet

Register for GSCCC Convention

April 9 - Annual Awards Banquet

DCC Added Value

- Monthly Competition
- Field Trips
- Free Tutorials and Training
- Monthly Guest Speakers
- Web Site
- Newsletter
- Rapid Improvement of Photographic Skills
- Convivial, Friendly Members

Memorable Photographic Quotes

To quote the master of black and white photography, Ansel Adams, "Dodging and burning are steps to take care of mistakes God made in establishing tonal relationships."




March 2019

Sun	Mon	Tue	Wed	Thu	Fri	Sat
					1	2
3	4	5	6	7	8	9
10	11	12	13	14	15	16
17	18	19	20	21	22	23
24	25	26	27	28	29	30
31						

April 2019

Sun	Mon	Tue	Wed	Thu	Fri	Sat
	1	2	3	4	5	6
7	8	9	10	11	12	13
14	15	16	17	18	19	20
21	22	23	24	25	26	27
28	29	30				



The PSA Conference will take place from Sunday, September 22, 2019 through September 28, 2019. The Conference Hotel is the Centennial Hotel, Spokane, 303 W North River Dr., Spokane, WA 99201

Classified Ads

FREE - Canon LUCIA PGI Ink Tanks for Pro 9500 and Pro 9500 Mark II printers. One box of Ink value pack, includes all ten colors plus 4 additional colors, in there hermitically sealed packaging. Retail over \$145. Gary Cowles 214-866-0211.

Sony A7 R III mirrorless camera body (only), 5 months old - \$2400. New Sony A 7 R III sells for \$2998. This model is currently back ordered. Includes an extra battery. Harry Rumberger 214-348-8869 or email - hajabj@aol.com . (Sept 2018)



Sell your unused camera equipment and accessories by advertising on this page. There is no cost to DCC members for any ads.

For non-members the cost of an ad is \$150/year

Send ad copy & images to Navigato@aol.com

Classified Ads

COMPETITIVE CAMERAS LTD.

Competitive Cameras stocks
the latest and best photographic brands!

Monday – Friday: 9:00 A.M. to 5:00 P.M.
Saturday – 9:00 A.M. to 4:00 P.M.

2025 Irving Blvd #107 ~ Dallas, TX 75207
Call 214-744-5511 or Toll Free 1-800-688-0211

sales@competitivecameras.com
www.competitivecameras.com



**Photo Tours
& Workshops**
for the Naturally Curious™

Jeff Parker
Explore in Focus™

(512) 378-3355
ExploreinFocus.com

arlingtoncamera.com



Expert
TOOLS & ADVICE

The Biggest Little Camera Store In Texas

RED RIVER PAPER
Premium Photographic Inkjet Papers

Choice

Photo inkjet papers
Inkjet greeting cards
Hard to find sizes
Epson Canon inks

Compatible with Epson
Canon & HP printers

Savings

You save up to
50% over retail
brand prices

Also more affordable than
many internet brands

Service

Fast shipping
Friendly staff
Expert tech support

214-637-0029
customerservice@redriverpaper.com

www.redriverpaper.com

**The Images and original articles
in the TTL Newsletter are copy-
right protected and may not be
reproduced without permission.**





JOIN PHOTOGRAPHIC SOCIETY OF AMERICA



Best Views of the Trinity River

Location 1

Upper and Lower Chain of Wetlands

Take I-45 South to Loop 12 East; go 1/16 of a mile; look for the bridge on the left to enter the wetland area.

Wetlands construction for the Trinity River Corridor Project is underway and will improve floodwater conveyance and benefit wildlife. When completed, seven wetland cells will make up the 170-acre Chain of Wetlands extending four miles from Cedar Creek to Loop 12.

Location 2

Trinity River Audubon Center

6500 South Loop 12
Dallas, Texas 75217

The Trinity River Audubon Center is only a few miles from downtown Dallas. The center is the flagship for Audubon's education initiatives in Texas and is designated a "green" building for energy conservation and sustainability. Exhibits feature ecological and cultural themes and provide direct access to nature viewing, hiking, picnicking and canoeing.

Location 3

Trinity Overlook

110 W. Commerce St. (at Beckley)
Dallas, Texas 75209

Attractive signage at the Trinity Overlook provides information on the Trinity River Corridor Project, the Trinity Lakes Park and the two bridges -- the Margaret Hunt Hill and Margaret McDermott -- designed by renowned architect and engineer Santiago Calatrava.

Location 4

Great Trinity Forest

3000 Municipal
Dallas, Texas 75215
or
7000 Bexar Street
Dallas, Texas 75215

The 6,000 acre Great Trinity Forest is the largest urban bottomland, hardwood forest in the United States. It contains a collection of more than 70 "trophy trees".

Location 5

Margaret Hunt Hill Construction

Beckley@Continental Avenue Bridge

Construction is now underway for the Margaret Hunt Hill Bridge the first major signature bridge to be constructed across the Trinity River Corridor. The bridge will link West Dallas and North Oak Cliff with downtown Dallas. The bridge will span Industrial Boulevard and connect to Woodall Rodgers over I-35. The bridge is projected for completion in mid-2011.


Location 6

Trinity River

Trammel Crow Park

3700 Sylvan Avenue
Dallas, Texas 75207
(River access at boat launch)

The Trinity River is 715 miles long and is the largest river basin that begins and ends Texas. This natural resource sits in the center of downtown Dallas.



Officers, Directors & Managers



Field Trip Director

Gary Kelly
gpkelly@sbcglobal.net

Historian

Steve Reeves
steve@makeshiftphoto.com

Project Managers

House Manager

Don Haig
Donhaig@gmail.com

Website

Dallascameraclub.org

Study Groups & Mentoring Project

Frank Richards
f-Richards@sbcglobal.net

Bird Competition

Dennis Fritsche
dennisfritsche@verizon.net

Website Manager

Houston Brown
Houston@hbip.com

Resource Center

Barbara Briley
odette646@icloud.com

Outside Competitions

Steve Hawiszczak
Shawis@att.net

Club Photographer

Virginia Sumrall
vsumrall@airmail.net

GSCCC Projected

Jan Dreskin-Haig
janhaig@gmail.com

GSCCC Prints

Jan Dreskin-Haig
janhaig@gmail.com

PSA Representative

Hal Sommer
Hal@sabooks.net

Board of Directors

President

Kaye Hargis
khargis@tx.rr.com

Past President

Steve Reeves
steve@makeshiftphoto.com

President Elect

Mike Hill
r.mike.hill@verizon.net

Secretary

Barbara Briley
Donhaig@gmail.com

Treasurer

Adela Rochier
Adela@grandecom.net

Newsletter Editor

Jay Hoppenstein, MD
Navigato@aol.com

Directors

Program Director

Kay Hale
khale45@verizon.net

Competition Director

Jim Walsh
jim.walsh2006@att.net

Communication Director


Jay Hoppenstein, MD
Navigato@aol.com

Education Director

Dennis Fritsche
dennisfritsche@verizon.net

Membership Director

Sharon Collins
erinlinncurry@gmail.com





Dallas Camera Club

Visitors are always welcome.

DCC meets the 2nd and 4th Tuesdays of every month.

in **Shearith Israel Synagogue** located at 9401 Walnut Hill Lane, Dallas, Texas, in the **Toplitz Room**.

Directions: From Northwest Hwy turn North on Douglas Ave. Drive about 1 mile and turn left into the North parking lot just before Walnut Hill Lane.

From Walnut Hill Lane driving West, turn South onto Douglas Ave just before the Toll Way, drive about 100 yards and turn right into the North parking lot.

Follow the walkway into the building from the parking lot, enter the foyer and ask the information person at the desk to be directed to the Toplitz Room.

Free

Pre-meeting tutorials - 6:15 to 7:15 PM

Meetings begin at 7:30 PM & end at 9:30 PM.

On the second Tuesday of the month competition entries from the previous month are judged.

On the fourth Tuesday of the month a guest speaker delivers a presentation. Monthly, field trip Audio-Visual programs may be shown at any meeting.

Guests are always Welcome

www.dallascameraclub.org

Thru The Lens

March 2019

Volume 85 No. 3



To Promote the Art of Photography & Showcase the Images of DCC's Members

Editor - Jay Hoppenstein, MD, FDCC
Navigato@aol.com