

## In this issue...

- President's Message, Leadership & FDCC
- The BIRD Competition Results
- Calendar at a Glance
- Field Trips: Past & Upcoming
- Upcoming Program
- Storyboard: Photo Festival in Kyrgyzstan
- The Value of Photography Workshops
- Upcoming Training Opportunities
- 2023-2024 Competition Year Topics
- Front & Rear Cover Photographers
- September 2023 Competition Winners
- Outside Competitions, Exhibitions & Galleries
- Behind the Lens: Steve Hawiszcak
- Behind the Lens: Don Haig
- Club History, Benefits & Affiliations
- Dallas Camera Club Sponsors
- Rear Cover



# Focal Point: President's Message

by Jim Walsh

We hosted the annual Bird Competition with the Fort Worth Camera Club in Dallas on October 24th. As many of you know, the Bird trophy has lived with the FWCC since 2007. That's too long. We had high hopes for this year and began strong with the Print competition, topping FWCC by a



**Jim Walsh**  
DCC President

score of 160 to 156. We then held our breath through the Projected Image competition knowing, as the scores were announced image by image, that the total of the combined scores for each club was going to be very close.

And it was. In the end, the two clubs were separated by one point, 315 to 314, a percentage difference of 0.318%. So close...and yet so far. Congratulations to the FWCC for taking home the trophy once again. This was the tightest race in the last 17 years. We still have a lot to be proud of. Dallas took home five of the eight individual ribbons, including two firsts, one second, and two honorable mentions.

A big thanks to our Bird Competition Coordinators, Steve and Erin Reeves. They oversaw both the selection of the images and the organization and execution of the main event. It's a difficult job that they handled with precision.

The Fort Worth club has many excellent photographers, as do we. Their President, Jeff Heyer, remarked that, in spite of the fact they have finished first so often, they worry about us every year and, because of that, we make them better photographers.

We are becoming better photographers every year as well. Next year, 2024, is another year and we will start planning for it now.

## Meeting Location

Dallas Camera Club meets the second and fourth Tuesday of the month at Congregation Shearith Israel located at 9401 Douglas Avenue, Dallas, TX 75225. Meetings begin at 7:30pm and special pre-meeting training (when scheduled) and periodic orientation sessions for new and prospective members begin at 6:15pm. During the competition months, judge's results from the previous month are revealed at the second Tuesday regular meeting. Guest speaker programs are usually scheduled at the meetings held on the fourth Tuesday of each month. For up-to-date information on meeting and trainings scheduled, visit us online at [www.dallascameraclub.org](http://www.dallascameraclub.org).

# Navigation

An interactive newsletter

*Thru The Lens* is an interactive .pdf document.

If you click or tap on the bulleted text underneath "In this issue" on the front cover you will\* be linked directly to the first page of that section within the newsletter. Also, by clicking or tapping on maps, website addresses as well as any text or colored buttons labeled "View", the related webpage will\*\* open.



To return to the front cover quickly, simply click or tap on any one of the rainbow colored logo icons located at the bottom of each interior page.

*Thru The Lens* is designed to showcase our members, our photography and who we are as a camera club. Please submit your 11"W x 8.5"H ratio images for consideration as the front or rear cover image. And, also please send the editor your achievement news, photos and story ideas for the Storyboard section as well as any technical, instructional or other story idea you may have.

*\*Interactive functionality depends on the use of compatible browsers, devices and .pdf viewer apps.*

*\*\*Viewing maps & websites requires internet access.*

## Fellow of the Dallas Camera Club (FDCC) Active Members

Listed below are active members of the Dallas Camera Club who have had the distinct lifetime honor of being named a "Fellow of the Dallas Camera Club". This award is bestowed to those who have submitted 90% or more of possible entries and ranked first, second or third in high point standings at the end of the competition year in the Master class for color prints, monochrome prints or projected images. Typically, the initials FDCC would follow the photographer's name. However, for the sake of brevity, *Thru The Lens* acknowledges all active Dallas Camera Club FDCC members at once below:

Michael Blachly FDCC  
Michael Farnham FDCC  
Dennis Fritsche FDCC  
Bill Hayes FDCC

Kay Hale FDCC  
Kaye Hargis FDCC  
Mike Hill FDCC  
Jay Hoppenstein MD FDCC

Clinton Kemp FDCC  
Susan Kindley FDCC  
Larry Petterborg FDCC  
Erin Reeves FDCC

Steve Reeves FDCC  
Frank Richards FDCC  
Jim Walsh FDCC  
Alan Whiteside FDCC

### 2023-2024 Club Officers

Jim Walsh, President  
Larry Petterborg, Past President  
Dennis Fritsche, President Elect  
Clinton Kemp, Secretary  
Mike Hill, Treasurer  
Kay Hale, Programs Director  
Larry Petterborg, Field Trip Director  
David Mann, Membership Director  
Sam Lucas, Competitions Director  
Dennis Fritsche, Online Education Director  
Alan Whiteside PhD, Live Education Director  
Jay Hoppenstein MD APSA, Comm Director

### 2023-2024 Program Managers

Nancy Mack, Newsletter Editor  
Clinton Kemp, Newsletter Designer  
Dennis Fritsche, Co-Webmaster  
David Boomstein, Co-Webmaster  
Jan Dreskin-Haig, GSCCC Co-Representative  
Janice Goetz, GSCCC Co-Representative  
Don Haig, House Manager  
Larry Golden, Social Media  
Hal Sommer, PSA Representative  
Steven Reeves, Historian  
Steve Hawiszczak, Outside Competitions  
Jerry Martin, Resources  
Erin Reeves, Bird Competition  
Steven Reeves, Bird Competition



[www.dallascameraclub.org](http://www.dallascameraclub.org)  
[info@dallascameraclub.org](mailto:info@dallascameraclub.org)



© 2023 Dallas Camera Club and the contributing photographers copyright the contents of *Thru The Lens*. No material herein may be produced in any manner without the written permission of the editor or the material's specific contributor.



# The “BIRD” Competition

And the results are: Fort Worth Camera Club 315 to Dallas Camera Club 314



The **Emily Guthrie Smith Award**, affectionately referred to as “The **BIRD**”, competition has been held each year since 1964 between the Dallas Camera Club and Fort Worth Camera Club.

Despite the name, the contest is not about bird photography. The competition began when Emily Guthrie Smith suggested that an annual contest would be fun for both clubs. Smith was a Fort Worth native and nationally known artist and teacher. Her works are in private collections,

museums and the Archives of American Artists in the Smithsonian Institution.

She donated and carved the trophy, above, a wood sculpture engraved with the winning club’s name, but the reason she chose a bird is not known.

The **BIRD** is a perpetual trophy that has each year’s winner’s name engraved on it. The competition is held in October or early November and rotated between the clubs each year. This is a great opportunity to meet our neighbor photographers.

Each club submits 15 color or monochrome prints and 15 projected images to be judged real-time at the meeting by a panel of judges. The club with the most points wins and will get to keep the trophy, affectionately known as “The BIRD” for the next year.

The 2023 competition was held at the Dallas Camera Club location on Tuesday, October 24. Once again, the BIRD goes to the Fort Worth Camera Club, winning by just one point: 315 to 314.

Dallas President, Jim Walsh sent the **BIRD** back home to Fort Worth with President Jeffrey Heyer.

This year’s judges were Noel Kern, Marcy Palmer and Norm Diamond.



*DCC President Jim Walsh*



*FWCC President Jeffrey Heyer*



*2023 BIRD Judges (left to right):  
Noel Kern, Marcy Palmer and Norm Diamond*



*DCC BIRD Managers Steve and Erin Reeves*

2023 Fort Worth	2003 Fort Worth	1983 Fort Worth
2022 Fort Worth	2002 Dallas	1982 Fort Worth
2021 Fort Worth	2001 Fort Worth	1981 Dallas
2020 Fort Worth	2000 Dallas	1980 Dallas
2019 Fort Worth	1999 Fort Worth	1979 Dallas
2018 Fort Worth	1998 Dallas	1978 Dallas
2017 Fort Worth	1997 Fort Worth	1977 Fort Worth
2016 Not Held	1996 Dallas	1976 Dallas
2015 Fort Worth	1995 Fort Worth	1975 No Record
2014 Fort Worth	1994 Fort Worth	1974 Fort Worth
2013 Fort Worth	1993 Fort Worth	1973 Dallas
2012 Fort Worth	1992 Fort Worth	1972 Fort Worth
2011 Fort Worth	1991 Fort Worth	1971 Dallas
2010 Fort Worth	1990 Dallas	1970 Fort Worth
2009 Fort Worth	1989 Dallas	1969 Fort Worth
2008 Fort Worth	1988 Dallas	1968 Dallas
2007 Fort Worth	1987 Fort Worth	1967 Dallas
2006 Dallas	1986 Dallas	1966 Dallas
2005 Dallas	1985 Fort Worth	1965 Dallas
2004 Fort Worth	1984 Fort Worth	1964 Fort Worth



*Scoring Process*

# Dallas Camera Club Calendar at a Glance

*A listing of competition entry deadlines, meetings, trainings, guest speakers and field trips currently scheduled\**

## NOVEMBER 2023

- 3-5 Field Trip: Eureka Springs, AR
- 12 November Image Competition Submission Deadline
- 14 6:15pm - Live Training Sessions (TBD)  
7:30pm - DCC Meeting: Turn-in November Prints / Review of October Image Competition Results
- 28 7:30pm - DCC Meeting: Presentation by Photographer Susan Kindley

## DECEMBER 2023

- 2 Field Trip: Fort Worth Japanese Garden & Fort Worth Zoo
- 10 December Image Competition Submission Deadline
- 12 7:30pm - DCC Meeting: Turn-in December Prints / Review of November Image Competition Results
- 26 Happy Holidays - No Fourth Tuesday Meeting this Month

## JANUARY 2024

- 7 January Image Competition Submission Deadline
- 9 6:15pm - Live Training Sessions (TBD)  
7:30pm - DCC Meeting: Turn-in January Prints / Review of December Image Competition Results
- 23 6:15pm - Live Training Sessions (TBD)  
7:30pm - DCC Meeting: Presentation by Guest Photographer (TBD)

## FEBRUARY 2024

- 11 February Image Competition Submission Deadline
- 13 6:15pm - Live Training Sessions (TBD)  
7:30pm - DCC Meeting: Turn-in February & End-of-Year Competition Prints / Review of January Image Competition Results
- 27 6:15pm - Live Training Sessions (TBD)  
7:30pm - DCC Meeting: Presentation by Guest Photographer (TBD)

## MARCH 2024

- 12 6:15pm - Live Training Sessions (TBD)  
7:30pm - DCC Meeting: Review of February Image Competition Results
- 26 6:15pm - Live Training Sessions (TBD)  
7:30pm - DCC Meeting: Presentation by Guest Photographer (TBD)

## APRIL 2024

- 8 Field Trip: Total Solar Eclipse
- 10 2023-2024 Competition Year Awards Banquet
- 11-14 Field Trip: White Sands National Park
- 23 6:15pm - Live Training Sessions (TBD)  
7:30pm - DCC Meeting: Presentation by Guest Photographer (TBD)

## MAY 2024

- 12 May Image Competition Submission Deadline
- 14 6:15pm - Live Training Sessions (TBD)  
7:30pm - DCC Meeting: Turn-in May Prints / Member's Potpourri Shows
- 28 6:15pm - Live Training Sessions  
7:30pm - DCC Meeting: Presentation by Guest Photographer (TBD)

## JUNE 2024

- 9 June Image Competition Submission Deadline
- 11 6:15pm - Live Training Sessions (TBD)  
7:30pm - DCC Meeting: Turn-in June Prints / Review of May Image Competition Results
- 25 6:15pm - Live Training Sessions  
7:30pm - DCC Meeting: Presentation by Guest Photographer (TBD)

## JULY 2024

- 7 July Competition Submission Deadline
- 9 6:15pm - Live Training Sessions (TBD)  
7:30pm - DCC Meeting: Turn-in July Prints / Review of June Competition Results
- 23 6:15pm - Live Training Sessions  
7:30pm - DCC Meeting: Presentation by Guest Photographer (TBD)

## AUGUST 2024

- 4 August Image Competition Submission Deadline
- 12 6:15pm - Live Training Sessions  
7:30pm - DCC Meeting: Turn-in August Prints / Review of July Image Competition Results
- 26 6:15pm - Live Training Sessions  
7:30pm - DCC Meeting: Presentation by Guest Photographer (TBD)

## SEPTEMBER 2024

- 1 September Image Competition Submission Deadline
- 9 7:30pm - DCC Meeting: Turn-in September Prints / Review of August Image Competition Results
- 23 6:15pm - Live Training Sessions  
7:30pm - DCC Meeting: Presentation by Guest Photographer (TBD)

## OCTOBER 2024

- 1 October Image Competition Submission Deadline
- 8 7:30pm - DCC Meeting: Turn-in October Prints / Review of September Image Competition Results
- 22 6:15pm - Live Training Sessions  
7:30pm - DCC Meeting: Presentation by Guest Photographer (TBD)

\*All dates and events are subject to change.  
For up-to-date information, please visit [www.dallascameraclub.org](http://www.dallascameraclub.org)



# Past Field Trip: Africa - July / August 2023

*12 photographers including 8 DCC members journeyed to Nairobi, Amboseli and the Maasai Mara*

**by Larry Petterborg**


After many months of planning, anticipation, and preparation, 12 adventurous photographers left the Texas heat for the more moderate conditions of winter in Kenya. Former DCC President and frequent Africa visitor, Mike Hill, working with Kelvin Papai at Absolute Vantage Limited (Nairobi, Kenya), put together an itinerary that took us to Nairobi National Park, Amboseli National Park, and Maasai Mara.

Our group consisted of DCC members Scherry Johnson, Frank Richards, Michael Farnham, Susan Kindley, Mike Hill, Bob Sherman, Mary Petterborg, and Larry Petterborg. To get us up to 12 (two vehicles with 6 photographers and a driver/guide), we invited Carol Barlow and Clive Fernando from the Plano club and Amy and Shane Card (daughter and son-in-law) from Oregon.

I liken international travel to the pain of childbirth or running a marathon (I've done 3 marathons and witnessed 2 births), it's just awful! But once it's over, the discomfort is forgotten (otherwise no one would ever repeat those activities), and the joyous memory of the destination is what remains. So it was for this trip. We had a wonderful time photographing elephants, lions, and zebras (and a whole lot more). While we didn't see a "crossing", migrating wildebeests and zebras surging across the croc infested Mara River, we did see more animals living out their lives than you can imagine. Africa is truly a phenomenal place and one that every photographer should experience at least once.

Our Kenya journey began the morning after our arrival in Nairobi with a visit to a Giraffe Sanctuary and then on to an afternoon in Nairobi NP. We saw the first lion of the trip and many other animals with the city skyline in the background. For me, the highlight of the day was coming across a mother rhinoceros with a youngster. Our drivers positioned us close for great pictures of the two interacting. We were so near to the pair that we could hear the baby vocalizing, letting its mother know it wanted to nurse. What a sight to see the little one get its horn up under the mother's belly to get a drink.

The next day we drove south to Amboseli NP. Amboseli means "salty dust" in Swahili and that is a very apt name for the place, it is very dusty in some parts due to the drying out of seasonal lakes. Other parts are very wet around springs created by snow





# Past Field Trip: Africa - July / August 2023

*12 photographers including 8 DCC members journeyed to Nairobi, Amboseli and the Maasai Mara*

melt water coming from the top of Mt. Kilimanjaro. The year-round water supply supports vary large numbers of elephants as well as flamingos, hippos, and other animals.

Our typical day begins before sunrise when we head out in our open vehicles for a game drive. After several hours we go back to the hotel for breakfast, download files, charge batteries and rest. In the afternoon there is another game drive. Once the sun sets, we would head back for dinner. One evening in Amboseli, Susan arranged for a surprise birthday cake for Scherry that was delivered by a singing group of staff members.

After two nights in Amboseli, we caught a flight back to Nairobi to connect with a flight to Maasai Mara where we were picked up by of our new drivers. July and August are when the Wildebeests (and Zebra) migrate North from the Serengeti in search of grass. After fattening up, they head south and return to Tanzania to give birth and start the cycle all over. The number of animals we encountered on the drive to our hotel was truly amazing. After getting settled in and having lunch, we were back out for the afternoon game drive. The Mara is largely grassland with scattered Acacia trees and wooded areas along streambeds. We saw many different types of antelope and other grazers. These animals provide a buffet for lions, leopards, cheetahs, and hyenas. The rivers support healthy populations of hippos and crocodiles. And then there are the birds, lots of wonderful birds.

For several days we enjoyed morning and afternoon game drives, always on the lookout for lions, leopards, or a river crossing. We got the lions; we saw what was left of a zebra up in a tree but missed seeing the leopard that put it there. We were in position to witness a crossing with large numbers of wildebeests and zebras on two occasions, but for reasons only known to them, they did make the leap. A couple of mornings, our drivers brought our breakfast along so we could have more time in the field. The morning before our departure, 8 of our group went for a sunrise hot air balloon ride.

Anytime you are out in nature is a good time. Sharing the experience with family and friends only makes it that much more enjoyable. Taking pictures helps to preserve the memories. Our Kenya adventure was certainly well worth the discomfort of traveling there and back.





## Past Field Trip: Africa - July / August 2023

*12 photographers including 8 DCC members journeyed to Nairobi, Amboseli and the Maasai Mara*





## Past Field Trip: Africa - July / August 2023

*12 photographers including 8 DCC members journeyed to Nairobi, Amboseli and the Maasai Mara*





## Past Field Trip: Africa - July / August 2023

*12 photographers including 8 DCC members journeyed to Nairobi, Amboseli and the Maasai Mara*





# Past Field Trip: Africa - July / August 2023

*12 photographers including 8 DCC members journeyed to Nairobi, Amboseli and the Maasai Mara*





# Past Field Trip: Africa - July / August 2023

*12 photographers including 8 DCC members journeyed to Nairobi, Amboseli and the Maasai Mara*

by Scherry Johnson

There are many good reasons to join the Dallas Camera Club. One of the most important reasons is to make new friends who are interested in something that is important to you and then go on field trips with them. But a field trip to Kenya is a bit over the top!

I could never have predicted that I would celebrate my 82nd birthday in Kenya with some of these friends - AND a marching band of kitchen staff, singing songs from "The Lion King" while delivering a flaming birthday cake! But never underestimate the generosity and creativity of this group!



The trip to Kenya had been organized by a DCC member, Mike Hill, who wanted to share his love for Africa with fellow photographers. He knew that everyone in the group would be a serious photographer with an appreciation and respect for the people and animals they would be meeting. That was true and this particular group were also just plain nice! The whole group enjoyed ending each day with shared meals and a relaxing time to compare observations and experiences of the day and with a friendly rivalry as to who got the most compelling image. Thus, fellow travelers also knew that I was having a birthday and that I am in total denial, not about my years, but about the reality of being elderly!

And so in good spirits under the excellent sneaky planning by Susan Kindley and with a lovely card signed by the group that Frank Richards had provided, not only our group from the Camera Club, but everyone in the whole resort got to help me celebrate my next "trip around the sun" in full Kenya-style!

At dinner on July 27, the kitchen doors suddenly opened as out came a very loud band singing and dancing their way around the room! The band was led by a tall man happily banging together two large cooking-pot lid "cymbals", pots and pan "drummers", and marchers with cooking spoon claves (rhythm sticks) as they sang songs in Swahili, English, and who knows what else as they marched towards me. They finally surrounded me to deliver a lovely cake decorated with "Happy Birthday, Scherry" and a very large sparkler! I laughed and cried a few tears, as I basked in all the attention!

It was my "Hakuna matata" birthday indeed! I agree with Alan Jackson who sang, "The older I get, the more I think, You only get a minute, better live while you're in it"!

Thank you friends for a memorable moment!





# Upcoming Field Trip: Japanese Gardens, FT. Worth - December 2, 2023

*Plan now to join Dallas Camera Club to photograph fall color at the Japanese Gardens*

by Larry Petterborg

**WHEN:** Saturday, December 2

**WHERE:** Fort Worth Japanese Gardens & Fort Worth Zoo

We will begin our day in Ft. Worth at the Japanese Gardens ([Gardens - Fort Worth Botanic Garden \(fwbg.org\)](http://Gardens - Fort Worth Botanic Garden (fwbg.org))) around 9am. The Japanese Garden contains a large collection of maples that turn bright red and orange in late fall.

Plan to enjoy lunch at the Rock Springs Cafe at around 11:30am ([HOME | Rock Springs Cafe \(naoki39wixsite\)](http://HOME | Rock Springs Cafe (naoki39wixsite))) The Garden does not allow tripods, but monopods are OK. If you are a member of the Dallas Arboretum, you can get in for free, otherwise, adult admission is \$12, and your grandparents can get in for \$10 each.

After lunch, if you are up for a bit more walking, head south to the Ft. Worth Zoo ([Fort Worth Zoo | Zoo in Fort Worth, Texas](http://Fort Worth Zoo | Zoo in Fort Worth, Texas)) and enjoy the afternoon among the animals. Parking is \$5 per vehicle and admission is \$17 for our youngest members and only \$13 for us older folks (that's way cheaper than going to Africa!)





# This Month's Program: Susan Kindley - November 28, 2023

Master Photographer and Fellow of the Dallas Camera Club will share *"How Photography Changed My Life"*

by Susan Kindley

I was born in a small rural town in North Carolina. I have one son, one granddaughter, three stepsons, three step grandsons and four great grandsons. I am currently based in Las Colinas, Texas.

## Experience

Thomasville, N.C. was the starting point for my life in and around photography. At age 18 the door opened to a journey of working with photographers. My job was to stand in front of a camera displaying items for advertisement. I also worked as a photographic stylist for other local and national talent.



At age 30 I was offered a job with a professional photography studio in Dallas. I was in charge of hiring talent for photographic shoots for Dallas photographers for seven years. I then became a talent agent for Sarah Norton Agency. My job was to find, develop and procure print jobs for both male and female talent. This required working with photographers and printers to get the right photos and materials to promote our talent.

My next career move was to corporate America. I worked for a public utilities company, based in Dallas, for 15 years. I was in charge of their printing,

mail, and office services departments.

## The Camera

I finally picked up a camera in 2009 and it changed my life. Photography opened up opportunities for creative thinking and expressing it in pictures. It opened doors to finding beauty in simple things around me. The solitude of developing an image clears my mind and I can let the worries of the day go away and they will be forgotten for hours.

Although I had no formal training, I have attended workshops and taken private lessons from professional photographers. Learning new skills is growth and it opens yourself to new ideas and new techniques.

[View Susan Kindley's website for more of her photography](#)

My images are mostly of nature and I really like to get close to my subject. Many of my shots are also moody because I like the darkness to bring out the highlights in my subject. Travel is something I love and I often visit gardens wherever I'm traveling. I have a long history of loving flowers. I had the honor of being selected twice for *New Texas Talent* by Craighead Green Gallery in Dallas. My images have also won awards at the Irving Art Association and Heard Nature Center. My husband and I were invited to show our work of over 40 prints in the Dupree Gallery at The Irving Art Center in 2020.



© Susan Kindley



© Susan Kindley



© Susan Kindley



© Susan Kindley



# Last Month's Program: *Night Shoot at Reunion Tower*

*DCC members gathered at Reunion Tower with cooperative weather and a beautiful sunset*




**by Larry Petterborg**

In place of our September Program Meeting, it was decided that we would offer members an opportunity to photograph Dallas from the observation deck at Reunion Tower.

Frank Richards was largely responsible for making the arrangements. Over 40 members and guests signed up for the shoot. It was a hot afternoon, traffic was horrible, and by sunset there was a sizeable crowd on hand competing with DCC members for viewing spots around the edge of the deck.

But it all worked out and we had excellent clear conditions to capture the beauty of downtown Dallas as the sunlight faded and the city lights came up. From our perch 50 stories above the hustle and bustle of the city, we could check in on State Fair preparations at Fair Park to the east and watch the sun go down in the west behind the Ft. Worth skyline.

For me, it was a waiting game. The views were wonderful, but I wanted the “light”, and boy, was I ever rewarded! My goal was to get just one spectacular shot of the lighted buildings with the glow of sunset reflected in the windows while there was enough ambient light from the sky to illuminate the shadows. I got what I wanted and much more. Once I had “The Shot”, I started playing with things to produce abstractions of city lights and shapes. I had a wonderful time and would highly recommend to anyone to try photographing from the top of Reunion Tower for yourself and see what you can do.





# Last Month's Program: *Night Shoot at Reunion Tower*


*DCC members gathered at Reunion Tower with cooperative weather and a beautiful sunset*





# Last Month's Program: *Night Shoot at Reunion Tower*

*DCC members gathered at Reunion Tower with cooperative weather and a beautiful sunset*





# Storyboard: Global Photography Union Photo Festival

## Kyrgyzstan

by Stephen Evans

The Global Photography Union held its 6<sup>th</sup> biennial Photo Festival in Kyrgyzstan in July 2023. Kyrgyzstan is a country of Central Asia bounded by China on the east and south and three other “stans” (Kazakhstan, Tajikistan, and Uzbekistan) on the other sides. Most of Kyrgyzstan’s borders run along mountain crests. The capital is Bishkek.



GPU Group Photo Suusamyr Valley

As summarized in Wikipedia, the history of the Kyrgyz people and the land now called Kyrgyzstan goes back more than 3,000 years. Although geographically isolated by its mountainous location, it had an important role as part of the historical Silk Road trade route. Turkic nomads, who trace their ancestry to many Turkic states such as the First and Second Turkic Khaganates, have inhabited the country throughout its history.

In the 13<sup>th</sup> century, Kyrgyzstan was conquered by the Mongols. It regained independence in 1510 but was invaded by Kalmyks, Manchus, and Uzbeks in the 17<sup>th</sup> century. In 1876, it became part of the Russian Empire, remaining in the USSR as the Kirghiz Soviet Socialist Republic (KSSR) after the Russian Revolution. Following Mikhail Gorbachev’s democratic reforms in the USSR, the 1990 pro-independence candidate Askar Akayev was elected president of the KSSR. On August 31, 1991, Kyrgyzstan declared independence from Russia, and a democratic government was subsequently established.

The name Kyrgyz derives from the Turkic kyrk plus yz, meaning “40 clans”. The name

“40 Clans” is a reference to the Epic of Manas, the traditional poem that describes the origin of the Kyrgyz people. As the story goes, the warrior and now national hero, Manas, united the original forty tribes who occupied the region to defend their ancestral homeland against Chinese and Mongol invasions. The 40 clans and a pennant lifted by Manas is the basis for the design of the Kyrgyzstan’s flag which includes a sun with 40 points/rays on a background representing the Kyrgyz yurt. The yurt is a nomadic dwelling assembled with braided ropes on a circular frame.



Kyrgyzstan Flag



Partially-assembled yurt

Many Kyrgyz move their small herds of cows, goats, sheep, horses and/or donkeys higher up in the valleys and on mountain slopes during the growing season. These areas are normally covered with snow in the winter. The yurts which can be assembled in a few hours facilitate this move. Much of the Photo Festival agenda was designed to explore the valleys and mountains to record this semi-nomadic culture including their dwellings, animals, dress, food, habits and landscapes.

Our first venture into the rural environment was to the Chunkurchak Valley about a 1.5 hour drive south of our hotel in Bishkek. The valley has beautiful landscapes extending up to the base of snow covered mountains and was a beehive of activity with the extensive summer migration of the rural population. The photographs show



Chunkurchak Valley



Chunkurchak Valley Mountain View

the many temporary yurts set up to support the Kyrgyz in tending their animals and servicing summer visitors. Our local guides wore the traditional dress of the rural culture providing models for some of the shots.



Chunkurchak Valley Friends in a Yurt

The next day we left Bishkek traveling 4 hours southwest over a high mountain pass into the Suusamyr Valley. The trip included passing through a security check point and driving through a 1.7 mile tunnel that links Chui Valley and Suusamyr Valley. The tunnel was very narrow supporting only one way traffic starting near the top of the pass. The name of the tunnel is Too Ashuu and is the longest vehicle tunnel in Central Asia.



Suusamyr Valley Goat Game

We stayed near the upper end of the Suusamyr Valley at the Buytur Resort. The rooms were small boxcars containing a couple single beds. Some of the staff slept in yurts. During our stay we visited and photographed four locations with small collections of yurts and structures supporting their animals. This included many interactions with local Kyrgyz adults, children and animals along with observations of the varied use and decoration of the yurt structures. The highlight of the visit was watching a Goat Game that is a favorite local sport. The game we observed involved about 6 participants on horses attempting to gain possession of a dead goat and place the goat at the goal.

They used a stuffed animal designed to look like a goat. The action is very aggressive with many rough physical contacts between riders and horses in an attempt to grab the goat from the opponent as shown in the photographs.

For the last two days of our rural excursions, the Photofest moved the base of operations 60 miles



# Storyboard: Global Photography Union Photo Festival

## Kyrgyzstan



*Suusamyр Valley Traditional Kyrgyz Dress*

Tower was actually a minaret built around a mosque. The tower was originally ~150 feet tall but only 78 feet remain. None of the mosque remains. The stone carvings close to the tower site pre-date 18th century BC.

On the second day we drove 4 hours northeast into a mountainous terrain with grassland and forest to photograph local Kyrgyz with their horses, eagles, mules and flags. We stopped at a beach on the way back to the hotel where a cluster of yurz structures were being used for beach accommodations.



*Suusamyр Valley Nomadic Tradition*



*Suusamyр Valley Maiden in a Yurt*

east of Bishkek to the super cool Burana Hotel. On the first day we visited the historical Burana Tower and stone carvings followed by a short drive to the scenic Kegety Gorge with a waterfall referred to as Vodopad “Kegeti”. The Burana



*Burana Tower an Ancient Minaret*

Before heading back to Bishkek the next morning we explored the Burana hotel grounds including a huge pool, zoo, helipad, small lake and extensive outdoor art pieces. Some of these pieces were mechanical monsters.



*Little Kids and Little Donkeys*

In addition to rural excursions, we spent several days in Bishkek visiting the major bazaars, the National History Museum and main square. The museum has an extensive collection of artifacts from Kyrgyzstan’s prehistory, ancient Silk Road era, Soviet-era, and modern times. The culture exhibits focus on Kyrgyz nomadic culture, traditional handicrafts, and Kyrgyz folk music. The two largest Bazaars are Osh and Dordoy. Osh is mostly dedicated to clothes and food while Dordoy had a more general collection of goods. Both reflect the culture and lifestyle of Central Asia.

See Link below to GPU 2023 Festival photos by day and location:

<https://mega.nz/folder/nhxn2Irb#dwd4cHz9bkGRycovWEcvqA>



*Eagle and the Flag*



*Portrait of the Eagle*



# The Value of Photography Workshops

Anita Oakley travels the world with professional photographers

by Anita Oakley

I'm a firm believer in photography workshops. I've been attending them since 1998, and have found them invaluable for many reasons. If you are on the fence about attending a workshop or photo tour, here are a few reasons I think there is no better way to improve your art.

## Reignite your passion for photography.

Photographer's burnout is a real thing. Every once in a while, I just lose the urge to go shoot. Nothing sounds appealing. But on a workshop, enthusiasm is contagious. I come home excited about my craft all over again.

## Practice new skills and techniques.

As much as I always wanted to get into storm photography, I probably never would have gone without the tornado alley tours I took with Mike Mezeul II. And if I did go out there, I would have taken much longer to learn the skill set for lightning and supercells. I learned how to eliminate lens flare on a Kauai workshop. I learned focus stacking on a workshop to Death Valley. I learned soft flower techniques from John Shaw on my first workshop - to Disney Institute.




Kauai, Hawaii by © Anita Oakley



Workshop with Mike Mezeul II by © Anita Oakley



Alabama Hills by © Anita Oakley



Chasing by © Anita Oakley



South Dakota by © Anita Oakley

(See more of Anita Oakley's photography on the next page)



# The Value of Photography Workshops

## Anita Oakley and the hummingbird workshop


by Anita Oakley

Thanks to Russell Graves and his nature photography workshop series, I had the chance to photograph hummingbirds for the first time in August. I fell in love, bought two feeders, and started trying to attract my own little feathered friends.


I also have been captivated watching YouTube videos about hummers and learning all I can about them. Here are some facts you might not know:

- Hummingbirds live only in the western hemisphere. There are none in Europe, Africa, or Asia, let alone the Antarctic
- Their range is from Alaska to Tierra del Fuego, but most species live in Central and South America.
- Hummers are the only bird that can truly hover, fly backwards, and even upside-down.
- The average hummingbird weighs only .1 to .2 ounces.
- They rely on flower nectar for energy, and unlike all other animals, the sugar they eat goes directly to their muscles to fuel flight.
- They supplement nectar with small insects for protein.
- They drink 1.5 to 2 times their weight in nectar every day.
- Their wings beat as fast as 62 beats per second. The smallest species' (Bee Hummingbirds) wings may beat up to 80 times a second.
- When hummingbirds are in full flight, their heart may beat over 1200 times a minute.
- They sleep in a state called Torpor, which is a short-term hibernative state. Their heartbeat drops to 40-50 beats a minute; their temperature drops. If they are on a slick perch, they may flip upside down without waking them.
- If it weren't for torpor, they would starve to death overnight. It may take them half an hour to wake. If you see an unresponsive hummer, just leave it alone. It'll wake up eventually.
- The female hummer builds her nest alone, and raises the chicks without male assistance.
- Hummers are solitary birds, and very territorial. They also migrate alone across huge distances.
- The eastern part of the U.S. has only one kind of hummingbird - the Ruby Throated - while the western U.S. has several.


View Anita Oakley's Instagram for more of her photography




© Anita Oakley



© Anita Oakley



© Anita Oakley



© Anita Oakley



# How to Prepare for a Workshop

by Anita Oakley & Nancy Mack

Signing up for a workshop is often a lifetime experience and the excitement of a new adventure can overshadow the need for careful preparation. Professional workshop choices usually list a variety of cautionary considerations before the attendee plunks down that first installment fee.

Where are you going? Have you been there before? Have you done your research? How comfortable will you be in this location for a week or more? Success will be measured by the photos you take, but also by your ability to meet the challenge of travel, weather, food, language, difficult terrain, remote and/or congested areas and the ability to work closely with a group or even participate in a carpool situation.

Success depends upon the participant's ability to adjust to surprises, changes and differences. And always check references. If someone you know has participated in a workshop and comes back with a recommendation, that is always a good sign. Workshop leaders are anxious to fill their quotas so they will be just as gracious in answering your questions. Be careful the leader who just wants bodies to pay his/her trip so they can take photos and leave you without direction.

**1 - PHYSICAL FITNESS** - Is this the right trip for you? Age, level of fitness, ability to hike and carry a backpack, remote sanitation facilities, camping, riding long distances with a group or even carpooling responsibilities are considerations. Usually a variety of lodging facilities - primitive to luxurious are offered, depending upon the outfit and the price. The same location and photo opportunity can usually be had in a variety of tiers, depending upon fitness and budget.

Remember to pack all medications, specify any special dietary needs, get any vaccinations for foreign ports, sun lotions and bug sprays as needed.

**2 - KNOW YOUR CAMERA** - Photo workshop success depends upon the images you capture. If you are fiddling with your tripod, settings or unsure of pairing a lens, filter, technique to a scene, it is best to become familiar with your gear beforehand. It is the responsibility of the workshop leader(s) to suggest and advise, but be sure to select a workshop suited to your experience level. This is not the time to take the new camera out of the box! Consider carrying a second body just in case.

**3 - KNOW YOUR STRENGTH** - How much can you carry? Conveniently? Comfortably? For long periods of time? Take a walk around the block with your gear. Laptop with latest updates. External hard drive. Cords, plugs, small power strip, electronic adaptors for foreign countries, other accessories. Camera manual or downloaded to phone. Clean all lenses and have cleaning items ready for inclement weather situations. Format memory cards, charge batteries. Have a multipurpose lens on the camera ready to go. Soft-sided luggage is recommended for packing in car trunks with other participant's gear.

**4 - CLOTHING** - this is specific to the location. Research the area and consult the leaders. Heavy boots, coats, gloves and hats add to the luggage for colder locations; sun protection, light and long-sleeved clothing for warmer locations. Temperature, wind, sun and possible shelter will affect your photo performance. If you are hot, cold, tired, ill at ease your photo experience will certainly reflect your discomfort. Be the best prepared for the most optimal experience.



© Anita Oakley

## Upcoming Training

*In-person and online training opportunities*

### In-Person Training\*

- |             |  |
|-------------|--|
| November 14 | <i>New Member Orientation</i> by Jerry Martin, 6:15pm, Main Room                             |
| November 14 | <i>Expanding the Camera's Capabilities - 3</i> by Frank Richards, 6:15pm, Aaron Youth Center |
| November 28 | <i>No Training - Thanksgiving</i>  |
| December 12 | <i>No Training - Instructor Break</i>  |
| December 26 | <i>No Training - Holiday Break</i>   |

\*Schedule and classes are subject to change. For up-to-date information, visit "Training and Education" at [www.dallascameraclub.org](http://www.dallascameraclub.org)

### Online Training via Zoom\*\*

\*\*Online Training via Zoom: DCC members may login at [www.dallascameraclub.org](http://www.dallascameraclub.org) and visit "Training and Education" page for online training schedule and access codes.





# 2023-2024 Competition Topics

*Themes for each competition category this year*

The Dallas Camera Club monthly competitions run from May to February of the following year. There are no monthly competitions in March or April. The Annual Awards Banquet is in April.

## MAY 2023

Projected: Open  
Color Print: Open  
Monochrome Print: Open  
Upload Image(s) by May 7  
Turn in Print(s) by May 9

## JUNE 2023

Projected: Still Life  
Color Print: Still Life  
Monochrome Print: Open  
Upload Image(s) by June 11  
Turn in Print(s) by June 13

## JULY 2023

Projected: Open  
Color Print: Open  
Monochrome Print: Open  
Upload Image(s) by July 9  
Turn in Print(s) by July 11

## AUGUST 2023

Projected: Diagonal Lines  
Color Print: Open  
Monochrome Print: Diagonal Lines  
Upload Image(s) by August 6  
Turn in Print(s) by August 8

## SEPTEMBER 2023

Projected: Open  
Color Print: Open  
Monochrome Print: Open  
Upload Image(s) by September 10  
Turn in Print(s) by September 12

## OCTOBER 2023

Projected: Motion Blur  
Color Print: Motion Blur  
Monochrome Print: Open  
Upload Image(s) by October 8  
Turn in Print(s) by October 10

## NOVEMBER 2023

Projected: Open  
Color Print: Open  
Monochrome Print: Open  
Upload Image(s) by November 12  
Turn in Print(s) by November 14

## DECEMBER 2023

Projected: Architecture  
Color Print: Open  
Monochrome Print: Architecture  
Upload Image(s) by December 10  
Turn in Print(s) by December 12

## JANUARY 2024

Projected: Open  
Color Print: Open  
Monochrome Print: Open  
Upload Image(s) by January 7  
Turn in Print(s) by January 9

## FEBRUARY 2024

Projected: Amateur Sports  
Color Print: Open  
Monochrome Print: Open  
Upload Image(s) by February 11  
Turn in Print(s) by February 13

For competition rules and how to prepare images, go to the "Competitions" page at [www.dallascameraclub.org](http://www.dallascameraclub.org)

# Front & Rear Cover Photos

*Thanks to our members for these cover images*



Front Cover: *Rodeo Family* by © Don Haig




Back Cover: *Bequia, The Grenadines* by © Steve Hawisczak



# September 2023 Color Print Competition Results

*Congratulations to all Beginner, Advanced and Master Class winners*

## Color Prints Judge



John Shipes is an award-winning photographer, high-end digital consultant and teaching artist based in Dallas, TX. John's work has been published worldwide. "You must photograph! No amount of book learning, no checklist of seminars or shows entered, can replace the simple act of making photographs. Experience, both positive and negative, is a fabulous teacher. The journey matters."



[View Color & Mono Prints Video](#)

[View this judge's photography portfolio](#)

## September 2023 Master Class Color Prints

- 1st *This Is My Nest - Don't Get Closer* by © Susan Kindley
- 2nd *Old School House on the Hill* by © Kaye Hargis
- 3rd *Barn Near Telluride* by © Dennis Fritsche
- HM *Great Blue Egret, Indian River, Florida* by © Clinton Kemp



**1st Place Color Print, Master Class**  
***This is My Nest - Don't Get Closer* by © Susan Kindley**



# September 2023 Color Print Competition Results

*Congratulations to all Beginner, Advanced and Master Class winners*



**1st Place Color Print, Advanced Class**  
***Haleakala Crater, Maui* by © Lola Laird**



**1st Place Color Print, Beginner Class**  
***Night Owl* by © Robert Gullick**

## **September 2023 Advanced Class Color Prints**

- 1st *Haleakala Crater, Maui* by © Lola Laird
- 2nd *Royal crown indeed!* by © Scherry Johnson
- 3rd *Big Sky Texas* by © Nancy Mack
- HM *Coneflower* by © David Mann

## **September 2023 Beginner Class Color Prints**

- 1st *Night Owl* by © Robert Gullick
- 2nd *Painting with Light* by © Karen Gilmore
- 3rd *Chacoan Window Of The Past* by © John Johnson
- HM *Among Giants In Sedona* by © Kelly Whittlesey



# September 2023 Monochrome Print Competition Results

*Congratulations to all Beginner, Advanced and Master Class winners*

## Monochrome Prints Judge



Larry Lourcey is a past president of the Dallas Professional Photographers Association and currently serves on PPA's Board of Directors. He also hosts a successful YouTube channel with well over a million views.

His work encompasses a broad range of styles - from fun, whimsical black and whites to elegant, traditional portraiture.



[View Color & Mono Prints Video](#)

[View this judge's photography portfolio](#)

## September 2023 Master Class Monochrome Prints

- 1st *Lone Juniper in Sepia, Sedona, Arizona* by © Clinton Kemp
- 2nd *Reaching - Left* by © Nancy Mack
- 3rd *Reflections In Water* by © Susan Kindley
- HM *Great Sand Dunes* by © Dennis Fritsche




**1st Place Monochrome Print, Master Class**  
*Lone Juniper in Sepia, Sedona, Arizona* by © Clinton Kemp



# September 2023 Monochrome Print Competition Results

*Congratulations to all Beginner, Advanced and Master Class winners*



**1st Place Monochrome Print, Advanced Class**  
***Traveling Man and Friends* by © Hal Sommer**



**HM Monochrome Print, Beginner Class**  
***Tom Sawyer-Ready for Fish* © Tom Panzer**

## September 2023 Advanced Class Monochrome Prints

- 1st *Traveling Man and Friends* by © Hal Sommer
- 2nd *Silos* by © Jeffrey Sarembock
- 3rd *Headed home from a long day in the swamp* by © Scherry Johnson
- HM *Tree and Storm* by © Fernando Kohan

## September 2023 Beginner Class Monochrome Prints

- 1st *Tom Sawyer-Ready for Fish* by © Tom Panzer
- 2nd *Paris Building* by © A. M. Gullick
- 3rd *Grand-eur* by © Karen Gilmore
- HM *Natures Bridge* by © Kelly Whittlesey



# September 2023 Projected Images Competition Results

*Congratulations to all Beginner, Advanced and Master Class winners*

## ***Projected Images Judge***



Pamela Liu is an electrical engineer and currently resides in San Jose, CA where she is General Manager of OfficeFree Cloud Technology. She is also Chairperson of the Taiwan Open University Photo Club, PSA, PTD, ND and conducts classes for Chinese speaking judges. She is also Director of PID Individual Creativity, Photographic Society of America Association (APJA).



[View Projected Images Video](#)

## **September 2023 Master Class Color Prints**

- 1st *Calla Lily Glow* by © Nancy Mack
- 2nd *Prime Seats* by © Alan Whiteside
- 3rd *Good Morning Sunshine* by © Larry Petterborg
- HM *Catching the Sunrise* by © Jay Hoppenstein




**1st Place Projected Image, Master Class**  
***Calla Lily Glow* by © Nancy Mack**



# September 2023 Projected Images Competition Results

*Congratulations to all Beginner, Advanced and Master Class winners*



**1st Place Color Print, Advanced Class**  
***Roller - national bird of Kenya* by © Scherry Johnson**

## September 2023 Advanced Class Color Prints

- 1st *Roller - national bird of Kenya* by © Scherry Johnson
- 2nd *Red Eye Alert* by © Janice Goetz
- 3rd *The Lovebirds in Reeds* by © Christine Pybus
- HM *Yo! Pitcher* by © Sam Lucas



**1st Place Projected Image, Beginner Class**  
***Heaven's Gate* by © Alan Goldfarb**

## September 2023 Beginner Class Color Prints

- 1st *Heaven's Gate* by © Alan Goldfarb
- 2nd *Abandoned Theater - Rust College* by © Robert Gullick
- 3rd *Path to the Barn* by © Tom Panzer
- HM *Moonlight On Fajada Butte* by © John Johnson



# Outside Photography Contests

*Other competitions to consider entering....*

## Photography

C O M P E T I T I O N S

### Naturalist Gallery of Contemporary Art "Open Call"

entry deadline: November 4, 2024  
naturalist.gallery

### Black Box Gallery "Color Photography"

entry deadline: November 10, 2024  
www.blackboxgallery.com

### A. Smith Gallery "color" Exhibit

entry deadline: November 13, 2023  
asmithgallery.com

### Texas Photographic Society "Members Only"

entry deadline: November 14, 2023  
texasphoto.org

### PhotoPlace Gallery "water" Exhibit

entry deadline: November 17, 2023  
photoplacegallery.com

### Texas State Parks Photo Contest

entry deadline: November 27, 2023  
woobox.com/r3q44c

### Photo Artfolio "Beauty Illuminated"

entry deadline: November 29, 2023  
www.photo-artfolio.com

### SE Center for Photography "Black, White & More" Exhibit

entry deadline: December 12, 2023  
www.sec4p.com

### A. Smith Gallery "home" Exhibit

entry deadline: December 29, 2023  
asmithgallery.com

### Sony World Photography Awards

entry deadline: January 5, 2024  
www.worldphoto.org

### A. Smith Gallery "light" Exhibit

entry deadline: February 5, 2023  
asmithgallery.com

### Photo Artfolio "Windowscapes"

entry deadline: February 27, 2024  
www.photo-artfolio.com

*Members who place in outside contests are encouraged to share their news and images with the editor for recognition in TTL.*

# Online Photography Resources

*Websites to check out for inspiration*

## Photographers who work in classic B/W

*Each month TTL will list photographer's websites related to a specific photographic genre.*

*This month TTL features photographers who work primarily in B/W:*

### Michael Kenna

www.michaelkenna.com

### Henri Cartier Bresson

www.moma.org/artists/1000

### Ansel Adams

www.anseladams.com

### Mary Ellen Mark

www.maryellenmark.com

### Sally Mann

www.sallymann.com

### Herbert List

herbert-list.com/en/home

### Sebastião Salgado

icp.org/browse/archive/constituents/sebastião-salgado?all/all/all/all/0

### Dorothea Lange

independent-photo.com/news/dorothea-lange/

### Don McCullin

www.donmccullin.com

### Elliot Erwitt

magnumphotos.com/photographer/elliott-erwitt/

## Other Online Photography Resources

*Below are several other websites that some of our members enjoy and follow:*

### LensWork

www.lenswork.com

### Black & White Magazine

www.bandwmag.com

### William Neill

portfolios.williamneill.com

### Backcountry Gallery

www.backcountrygallery.com

### Michael Frye

www.michaelfrye.com

### Outdoor Photographer

www.outdoorphotographer.com

### David DuChemin

www.davidduchemin.com

### Lenscratch

www.lenscratch.com

### Elements Magazine

www.elementsphotomag.com

### Lens Culture

www.lensculture.com



# September 2023 GSCCC Image Competition Winners from DCC

*Congratulations to Clinton Kemp, Alan Whiteside, Nancy Mack & Mike Hill*



**Photojournalism • Third Place**  
*Flying Off Huntington Beach* by © Clinton Kemp



[View GSCCC Website](#)



**Monochrome • Second Honorable Mention**  
*Catching Some Rays* by © Alan Whiteside

# September 2023 GSCCC Image Competition Winners from DCC

*Congratulations to Clinton Kemp, Alan Whiteside, Nancy Mack & Mike Hill*



**Color • Second Alternate**  
*Glow by* © Nancy Mack



[View GSCCC Website](#)



**Nature • Second Alternate**  
*Little Bee Eater by* © Mike Hill




# 2023 PSA Journalism Competition

*Congratulations to Larry Petterborg*

The TTL Editor would like to make a correction to the story, **Wings Over Dallas**, first published in the October issue of the TTL. It was erroneously noted that this story was part of the Photography Society of America (PSA) Newsletter competition.

**Wings Over Dallas** is actually a winner in a totally separate PSA Division: Photojournalism Short Story Competition. This competition attracted 42 entries from around the world. The competition requires a story in six images without any text.

Again, we congratulate Larry Petterborg for this honor.



**Wings Over Dallas - Mid-air Collision**  
by © Larry Petterborg

**First Honorable Mention**

Photography Society of America  
2023 Photojournalism Division  
Short Story Image Competition

[View Winning Entries](#)

# Southeast Center for Photography

*Congratulations to Dennis Fritsche*



**Outside of Marfa**  
by © Dennis Fritsche

has been selected by juror, Stephen Johnson  
to be included in the Exhibition:

**Contemporary Landscape**

11/3 - 11/25/2023

Southeast Center for Photography, Greenville, SC

[View Gallery Show](#)

# Galleries and Museums with Photography on Exhibit

Venture out to these galleries and museums to enjoy photographic art and be inspired

## Two Generations: Paul Caponigro & John Paul Caponigro

on exhibit at Obscura Gallery, Santa Fe, NM, September 15 - November 18

The father, Paul Caponigro is one of America's foremost landscape photographers. Caponigro is best known for his interest in natural forms, landscapes, and still lives. His subjects include Stonehenge and other Celtic megaliths of England and Ireland; the temples, shrines and sacred gardens of Japan; and the deep mystical woodland of New England. He had his first solo exhibition at the George Eastman House in 1958 and his work has been shown in numerous exhibitions throughout the United States and abroad. Throughout the 1960s he was a part-time teacher at Boston University while consulting on various technical research projects with the Polaroid Corporation. He has received two Guggenheim Fellowships and three National Endowment for the Arts (NEA) grants. In recognition of a career spanning nearly seventy years and a sustained, significant contribution to the art of photography, Caponigro was awarded The Royal Photographic Society's Centenary Medal and Honorary Fellowship in 2001 and in 2020 was the Honoree for the Achievement in Fine Art presented by the Lucie Awards.



The son, John Paul is a pioneer among visual artists working with digital media. He consults with the corporations that build the tools he uses, including Adobe, Apple, Canon, Kodak, and Sony. A member of the Photoshop Hall of Fame, Epson's Stylus Pros, and X-Rite's Coloratti, his work is published widely in periodicals and books, including Art News and The Ansel Adams Guide.

View more about  
this Exhibit

## dust to dust

on exhibit at The Houston Center for Photography through Nov 19, 2023

Utilizing alternative photographic processes, dust to dust examines the substance of our being from the big bang theory and dust particles, to the nature of light on our real and imagined landscapes. Creation myths idealize our origins, the elusiveness of memory reshapes the understanding of our histories, and our illusion of continuity negates our ever changing existence – in dust to dust, the Houston Center for Photography examines different takes on interwoven subject matters with four dynamic artists all using experimental photographic processes as components of their practice.



Featured artists: Christine Elfman, Granville Carroll, Jonas Yip, and Adrienne Simmons.

View more about  
this Exhibit

Houston Center for Photography is located at 1441 West Alabama, Houston, Texas 77006 (713) 529-4755 Visit [www.edu.hcponline.org](http://www.edu.hcponline.org) for museum hours.

## Robert Frank & Todd Webb: Across America, 1955

on exhibit at The Museum of Fine Arts Houston Oct 8, 2023-Jan 7, 2024

In 1955 photographers Robert Frank and Todd Webb received fellowships from the Guggenheim Foundation for U.S. survey projects. Frank's cross country trip would result in the celebrated book *The Americans*. We was awarded a grant to walk, boat, and bike across the United States to depict the "vanishing Americana, and the way of life that is taking its place".

Even though both Frank and Webb had been recommended for the project by famed photographer Walker Evans, neither one was aware of the others work at the time. In some instances, Frank's and Webb's work looks strikingly similar, but these similarities can be traced to popular cultural trends and shared ideology.



View more about  
this Exhibit

Audrey Jones Beck Building, The Museum of Fine Arts Houston, 5601 Main St, Houston, TX 77005 713-639-7300 Visit [www.mfah.org](http://www.mfah.org) for museum hours. This exhibit is included with general admission.

## Annie Leibovitz at Work

on exhibit at Crystal Bridges through January 29, 2024

The Crystal Bridges Museum of American Art in Bentonville, Arkansas has an exhibition of portrait work by famed photographer Annie Leibovitz on view through January 29, 2024. In addition to her iconic and daring pictures for magazines like *Rolling Stone*, *Vanity Fair*, and *Vogue*, the show includes a set of new works made just for Crystal Bridges - Leibovitz's first museum commission.

When Leibovitz first came to Bentonville to photograph Alice Walton, Crystal Bridges invited her to create something for the museum, offering her the opportunity to make new work without conditions or limitations: "They didn't ask what I wanted to photograph or where I wanted to go. I realized that I wanted to update my work. It is an opportunity to do something that I couldn't do for anyone else. The strength of my work is seeing the pictures together, like brothers and sisters. That's what makes it interesting. It's full of history." Leibovitz said.



Whether highlighting household names or local heroes, these works demonstrate Leibovitz's discerning vision and desire to celebrate the extraordinary now. When placed together these pictures tell a larger story. From queens to presidents to rock stars, her five-decade-long career includes some of the most iconic portraits of our time. Purchase exhibition ticket at the link at right.

View more about  
this Exhibit

PDNB Gallery  
[www.pdnbgallery.com](http://www.pdnbgallery.com)

Craighead Green  
[www.craigheadgreen.com](http://www.craigheadgreen.com)

Dallas Museum of Art  
[www.dma.org](http://www.dma.org)

Talley Dunn Gallery  
[talleydunn.com](http://talleydunn.com)

Amon Carter Museum of American Art  
[www.cartermuseum.org](http://www.cartermuseum.org)



# Galleries and Museums with Photography on Exhibit

*Venture out to these galleries and museums to enjoy photographic art and be inspired*

## Daguerreotypes: Up Close curated by Thomas Kennaugh on exhibit at PDNB Gallery through November 25, 2023

PDNB Gallery is exhibiting Daguerreotypes for the first time since opening the gallery in 1995. Within this press release, the term, "dags" will refer to these 19th century photographs.

This exhibition was conceived and curated by Thomas Kennaugh. He is both a collector of early photography and an artist who incorporates photographs into his own work.



In 1837, Louis Jacques Mandé Daguerre invented the process of capturing an image seen inside a camera obscura. The process of fixing the image on a sheet of copper, coated with a thin coat of silver, made it possible to hold the image indefinitely.

These dags were so detailed by the nature of the process, we still find ourselves in awe of the magic of this early invention.

Thomas Kennaugh is sharing his dags in a unique way. The exhibition will pair these small, beautifully cased images along with 22 x 17-inch photographs of each daguerreotype in the show.

[View more about this Exhibit](#)

I asked Thomas what drew him to collecting these relics. The passage of time, both physically and metaphorically is interesting to him. The deterioration of the daguerreotypes and of the sitter creates enchanting imagery. He said he has been collecting since 1975.

Thomas is drawn to portraits of the elderly, early images from 1839-1845, unique faces. and postmortem. He is also attracted to historical references, for example, "Fought in the Revolutionary War, lived to be 100." Also, famous subjects are always a great find.

He decided to enlarge the daguerreotype portrait to make the work more accessible. The photograph enlargements reveal more character and offer a new way of seeing the subject.

**150 Manufacturing Street, Suite 203,  
Dallas, TX 75207 214.969.1852**  
**info@pdnbgallery.com**  
**Gallery Hours: Tuesday - Saturday: 11 AM - 5 PM**  
**Admission: FREE**

**Special Gallery talk scheduled  
during this exhibition:**  
**Thomas Kennaugh, The Daguerreotype**  
**Saturday, November 4, 2023 @ 2pm**

## Marcy Palmer: That Luscious Day on exhibit at PDNB Gallery through November 25, 2023

Marcy Palmer's suite of gold leaf photographs explore the subject of beauty. She takes botanical photographs, mostly flowers, and then gilds them to emphasize their preciousness. Marcy is inspired by this quote by John O'Donohue, "I think that beauty is not a luxury, but that it ennobles the heart and reminds us of the infinity that is within us."



During the pandemic so many of us sought inspiration and comfort in nature. Our attraction to local flora was amplified. Perhaps this is why the work resonates, the beauty is profound.

These are mostly small, exquisite photographs that are gilded with 24k or 18k gold leaf. Marcy identifies the early botanical images by Anna Atkins as a major influence, as well as Karl Blossfeldt's important plant studies.

PDNB is including Marcy's abstract series, *Unearthing*. These expressive images can be viewed as documented performance art. She is pulling string, mixing organic matter, wire and other elements into a punctured, painted backdrop with colorful light shining through.

[View more about this Exhibit](#)

These images convey tension, joy, chaos of the natural and her imagined world.

Given the gallery's previous show of early abstract photography, this is a continuing exploration of contemporary abstract photography.

**150 Manufacturing Street, Suite 203, Dallas, TX 75207 214.969.1852**  
**info@pdnbgallery.com**  
**Gallery Hours: Tuesday - Saturday: 11 AM - 5 PM**  
**Admission: FREE**

**PDNB Gallery**  
www.pdnbgallery.com

**Craighead Green**  
www.craigheadgreen.com

**Dallas Center for Photography**  
dallascenterforphotography.com

**Talley Dunn Gallery**  
talleydunn.com

**Amon Carter Museum of American Art**  
www.cartermuseum.org

# Behind the Lens: Steve Hawiszcak

*Profile and portfolio of Dallas Camera Club's outside competition project manager*

**by Steve Hawiszcak**

Greetings, all. I'm your Outside Competitions chair and have been a club member since 2009 with my partner-in-crime Dalis Foglia. (She's my conscience, my sounding board, my better angel.) We joined because the monthly competitions would hone our skills at taking better pictures.



Let's talk a bit about photography, shall we?

Although I've taken photos (snapshots, really) since high school, I became serious when I started traveling for work and pleasure back around 1990. The key for me was to capture the spirit of a place and convey what makes it unique.

My gear started with an old pawn-shop AE-1, evolved through many Rebels and mid-range Canons, and advanced from film to digital. I currently travel with a 6D Mark II and two 7D's. (They share the same batteries.) My lenses are simple: a 24-105L on the 6D, and the others mount a telephoto and a wide-angle lens. I don't bring any fancy lenses and tripods, as they tend to disturb others who are trying to enjoy the view. Don't be "That Guy" who gets in everyone's way.

Travel, for me, is the key. I've driven to and through all 48 lower United States and much of Canada, backpacked around 31 countries in Europe (all-told for more than a year of my life), and sampled the beaches of much of the Caribbean and Central America. Further afield were Morocco, Australia and New Zealand.

One bit of advice is to get off the highways and travel the back roads. What's around that corner? I've logged many miles on Route 66, Highway 61, A1A, the Lincoln Highway, and out on the PCH. Remember, no one writes songs about Interstates. Small towns are better photo subjects than cities (and safer).

For each trip, I give myself an assignment. This time, I might see all the National Parks in South Carolina, follow the Pittsburgh Pirates on a road trip, or visit the book barns of New England. As a history buff, I've been to all the major (and most minor) Revolutionary and Civil War sites; and visited the homes and paid respects at the graves of almost all the US Presidents. Other favorite topics have been the lighthouses of Maine, cathedrals of France and Vincent Van Gogh.

Travel tip: Get a National Parks passport book (the big one) and see how much you can fill up. How else will you get to Niobrara River, Cape Lookout or Arkansas Post?

In Europe, get a Eurail pass. Travel at your own pace, avoid hotel reservations, and go where the rails take you. Remember, no one writes songs about cruise ships, either.

Favorite travel memories? Climbing Mayan pyramids in Honduras and Guatemala, the snake charmers at Djemaa al-Fnaa in Marrakech, maybe swimming with sharks on the Barrier Reef. And, on a cold and rainy day at Auschwitz, being interviewed by the NY Times.

Lastly, don't forget to sample the local foods. The green chile cheeseburger at Coyote Bluff in Amarillo will blow your mind. Other favorites are barbeque anywhere in Lockhart, Sid's Diner onion burgers in El Reno, OK, or Primanti Brothers in Pittsburgh. Oh, and ya gotta try the lobster roll at Red's Eats in Wiscasset, Maine. It's almost time for lunch, let's go!



© Steve Hawiszcak




© Steve Hawiszcak

*(See more of Steve Hawiszcak's photography on the next page)*





© Steve Hawiszczak



© Steve Hawiszczak

*(See more of Steve Hawiszczak's photography on the next page)*





© Steve Hawiszcak



© Steve Hawiszcak



© Steve Hawiszcak

*(See more of Steve Hawiszcak's photography on the next page)*





© Steve Hawiszcak

*(See more of Steve Hawiszcak's photography on the next page)*





© Steve Hawiszczak



© Steve Hawiszczak



© Steve Hawiszczak



© Steve Hawiszczak

*(See more of Steve Hawiszczak's photography on the next page)*





© Steve Hawiszcza



© Steve Hawiszcza



© Steve Hawiszcza



# Behind the Lens: Don Haig

*Profile and portfolio of Dallas Camera Club's house manager*

**by Don Haig**

From an early age I was drawn to photographic images in Look, Life, National Geographic and Time magazines. I was also an avid viewer of the amazing photos of the U.S. space program since the original Mercury sub-orbital flights. I recall an early awareness of photos produced before I was born by the photographers of Farm Services Administration, documenting conditions during the Depression.

My Dad always had cameras, from a Brownie box camera to a twin lens reflex, but he was not an avid photographer. This changed somewhat about the time I was entering college, when he purchased an inexpensive SLR camera and began to shoot more family and travel images, always on color slide film. He explained the terminology and operation of the camera and I got interested.

I soon purchased a similar SLR camera, a Hanimex Praktica (equipped with manual everything) and began to experiment, with no particular goals, shooting sunsets, and random subjects I encountered.

In 1970, Time Life Books began publishing the Life Library of Photography series, with volumes published every few months. I subscribed and still have nine of the seventeen volumes published. Prior to the Internet, I had not encountered a more comprehensive source of information on photography.

In college, I enrolled in a Photography 101 course, which covered the basics of manual shooting, development of Kodak Tri-X black & white film and darkroom printing. This course provided useful baseline skills, but little on composition. I continued to shoot occasionally and experimented shooting with color slide film, but never with color print film (processing was too expensive). The demands of simultaneously working and attending college soon put an end to my photography activity.

Having put down the camera, I focused on completing a B.S. degree in Electronics Engineering and an M.S. in Management Science/Finance. I moved to Dallas in 1975 to begin my professional career as a Radar Design Engineer with Texas Instruments. Jan Dreskin and I had met in graduate school at the University of Michigan, where she stayed another year to finish an MFA degree in Printmaking. We married in May, 1976, and she joined me in Dallas as Jan Dreskin-Haig.

Fast forward to 2005, when DSLR image quality was approaching parity with film cameras, my interest in photography was rekindled. I was working for Oracle Corporation, flying regularly between DFW and SFO. American Airlines provided many opportunities to view the astounding landscape along this route. Jan and I started taking road trips into the West to get a closer look. We also took frequent road trips around the SF Bay Area. With all this fabulous scenery available, I began researching DSLRs, resulting in my purchase of a Canon 20D in March, 2005.

Jan has been a photographer since about age 8 and has continuously taken photos, as a key component in her artwork. As soon as my Canon 20D arrived we set off on our first trip to Big Bend National Park, which also took us to Marfa to see the artwork of Donald Judd, Dan Flavin, Richard Chamberlain, et al., at the Chinati Foundation. We went into several Army barracks repurposed as galleries, in which Dan Flavin had installed many of his fluorescent light sculptures, which cast subtle color patterns across the white walls of the U-shaped barracks floorplan. *(profile continued on next page)*



© Don Haig



© Don Haig

*(see the next page for more of Don Haig's photography)*





© Don Haig

*(continued from previous page)*

Jan was having trouble shooting in this environment with her Nikon film camera, while I was shooting away with my new DSLR using a higher ISO than her film provided. Soon she said “let me see that camera” and began shooting. I thought I might not get it back for the remainder of our trip. We soon got a Canon 30D for her. We have been shooting together ever since.

Having a photo shooting partner is wonderful (after you get past the cost of two sets of gear)! Nearly everywhere we travel we shoot near each other, but even side-by-side we can produce quite different results. We confer on approaches for shooting challenging scenes, and seek input from each other on selecting competition submissions, post-processing issues and print quality reviews. Having a spouse who is immersed in the visual arts all day, every day, has always provided an interesting counterpoint to my non-art-oriented career.

In early 2006, I stumbled upon the first public beta versions of Lightroom, which ran only on the Mac OS, which I prefer. It showed promise, being designed for photo processing. I would try any software if it promised avoiding Photoshop. I viewed as many LR training videos as I could find, the best being by Michael Reichman (founder of the Luminous Landscape website) and Jeff Schewe.

I also tried other software products, including: DXO PhotoLab, Nik Collection, PTGui, Aurora and ZereneStacker. Lightroom remains my primary post-processing tool. It has continued to evolve new features, reducing the need for other software products. Silver Efex is my preference for black and white. And now, I am attracted to Photoshop for its impressive Generative Fill capabilities.

In 2007, we took an excellent Digital Photography course with Barry Snidow, at Northlake College.

We joined the Dallas Camera Club about 2013. After visiting a meeting on competition night, I was impressed with the quality of the images on display and felt the club could provide excellent learning opportunities. We were quickly recruited into positions supporting the club’s operations. I become House Manager about 6 or 7 years ago and recently formed a team to perform this function on a rotating basis.

I am an eclectic photographer, shooting landscapes and architecture more than any other subjects. I find challenge in a variety of situations, such as abstracts, air shows, rodeo, solar eclipses and birds in flight.

In my professional career, I found my greatest satisfaction when working on complex, large scale projects, in a wide variety of industries. These typically involved large organizations deploying enterprise software systems, requiring changes to technical infrastructures, revamping of business processes and organizational structures. I thrived on untangling the issues involved and developing solutions. I was seldom bored with an ever-changing set of challenges.

I find photography provides many of the same types of challenge and gives me an artistic outlet. Creating an interesting and technically well executed image is a relatively complex process, often requiring tradeoffs. General photographic guidelines are useful for creating a compelling image, but creative judgment is essential.

Besides photography, my other interests include: reading major newspapers, audio books, the visual arts, theatre, music (especially jazz and classical) and contemporary dance. I am a big fan of NPR.

*(see the next page for more of Don Haig’s photography)*





© Don Haig



© Don Haig



© Don Haig



© Don Haig

*(see the next page for more of Don Haig's photography)*





© Don Haig



© Don Haig

*(see the next page for more of Don Haig's photography)*





© Don Haig



© Don Haig




© Don Haig



© Don Haig

*(see the next page for more of Don Haig's photography)*





© Don Haig



© Don Haig



© Don Haig



© Don Haig



© Don Haig



# Club History & Benefits of Membership

*Education, fellowship, discounts and much more*

Dallas Camera Club (DCC) was organized in 1934 by 52 printmakers meeting twice a month to improve their photographic skills. Color slides were added, presumably in the 1940s, and color print competitions were added in 1970. In 1998, images from digital files were first accepted into DCC competitions. In 2005, slides were combined with projected digital images to create the projected images category. Slides were eliminated in 2008. Club competitions are now focused on color prints, monochrome prints and digital projected images.

The objective of the club is "the mutual entertainment and education of its members in all forms of amateur photographic art." The DCC hosts contests and events including monthly competitions, field trips, workshops, programs of general interest, an awards banquet and an annual competition (the "Bird") between DCC and Fort Worth Camera Club members. The DCC emphasizes intra-club competition as a learning process. Importance is placed on helping the beginner or new member feel at ease, ask questions, learn and participate.

## Dallas Camera Club Membership Benefits

- Build friendships with others who enjoy photography
- Receive praise and constructive criticism to expand your potential
- Share your interests or photographic projects by creating a Potpourri show
- Benefit from extensive online and in-person training
- Enjoy guest speaker presentations from all kinds of photographers
- Attend the Annual Awards Banquet to see and celebrate high score earners
- Compete in image competitions that help you learn and keep you engaged in photography
- Participate in club-coordinated field trips to practice your passion for photography
- Take advantage of club member discounts available from a growing list of photography-related vendors

Visit [www.dallascameraclub.org](http://www.dallascameraclub.org) to become a member today.

## The Case of the Smudged TTL: April 20, 1965

Your humbled Editor is very apologetic for the smudged appearance of the previous issue of the bulletin. Our first trials with the duplicating machine produced a certain smugness which turned out to be unwarranted. When we ran the "Real Thing", mind over matter no longer applied - it was reversed. The machine randomly grabbed anything from one to fifty sheets at a time, printing or smearing impartially. The result was near chaos. We hope that this issue will be more legible. If it is not, subsequent ones may be produced with the reliable quill. Thanks for your understanding.

# DCC Club Affiliations

*Regional and worldwide memberships*

Dallas Camera Club (DCC) is a member of Gulf States Camera Club Council (GSCCC) and the Photographic Society of America (PSA).

GSCCC currently has 35 camera club organization members from Louisiana, Mississippi, New Mexico, Oklahoma and Texas. DCC member's images are selected by the DCC GSCCC representative to compete in inter-club image competitions throughout the year. GSCCC also holds a convention each year that brings members from camera clubs across the gulf coast region together for fellowship, training, photography field trips, year-end competitions and an annual awards banquet.



[View GSCCC Website](#)

The Photographic Society of America (PSA) is a worldwide organization providing a wide range of services that promote photography and benefits to its members. Individual members can participate in competitions, study groups and on-line education programs designed to advance their photographic knowledge and skills.

Competitions are held for clubs, councils, federations and chapters. Member image galleries are available for viewing. Image analysis and critique, discounts for both hardware and software products as well as the monthly PSA Journal are available to members.

Dallas Camera Club was proudly awarded 2nd Place in the PSA's 2022 Newsletter Contest (Magazine-style category). DCC's December 2022 issue of *Thru The Lens* was selected from among entries by PSA member clubs, chapters and councils, worldwide, who produce an electronic or printed magazine-style newsletter.



[View PSA Website](#)







**Photo Tours  
& Workshops**  
*for the Naturally Curious™*

**Jeff Parker**  
Explore in Focus™  
(512) 378-3355  
ExploreinFocus.com

**Thanks to these  
supporters of**



**Click an ad to view their website!**

*Show them our appreciation  
with your business!*



**10% OFF**  
Discount for Members

Call for details  
214-637-0029

**COMPETITIVE  
CAMERAS LTD.**

**Competitive Cameras  
stocks the latest and best  
photographic brands!**

Monday - Saturday - 10:00 A.M. to 3:00 P.M.

2025 Irving Blvd # 107 • Dallas ~ 214-744-5511

**YOUR AD HERE**

\$15/month or \$150/year

***Promote your business  
and support DCC!***

***Thru The Lens***  
IS PUBLISHED 12 TIMES A YEAR

***Reach over 1,100 social media  
followers and over 100 members of  
Dallas Camera Club every month!***

info@dallascameraclub.org

arlingtoncamera.com



**817-261-8131**

**The Biggest Little Camera Store in Texas**



