

Thru The Lens

August 2018

Volume 84 No. 8



Inspiring Photographers Since 1934



To Promote the Art of Photography & Showcase the Images of DCC's Members

Editor - Jay Hoppenstein, MD, FDCC
Navigato@aol.com

Notices - TTL Staff & Index



Club Council (GSCCC) Annual Convention

May 2-4, 2019. Steve Reeves heads the committee to organize this event. It is an opportunity for you to participate in many ways, large or small, to help make this a successful event. Be ready to volunteer!

September meetings only.

This is a religious month for Shearith Israel. Our first meeting in September will be the **first Tuesday, September 4**. This is competition turn-in so plan accordingly.

Second September meeting will be the usual forth Tuesday, September 25; however, we will meet for a night shoot in downtown Dallas. Details will be announced later.

Our club will host the Gulf States Camera



Inside this issue:

Left click on the TEXT in the Index and you will be taken to that page

Notices, Index & Staff	2
Janie Rumberger	3-4
DCC President - Kaye Hargis	4
SnapShots	5
Click - Rolando Solis	6
August Speaker - Larry Petterborg	7-9
Corrections & Field Trip Info	10
Image of the Month	11
July Speaker Recap - Marion Hughes	12
May Competition	13-15
Calendar & Notices	16
Ads, Officers and Meeting Dates	17-21

Thru The Lens Staff

Cameraon Raw	Quality Control
Folk Al Plane	Focus Groups
Donna Blame Me	Equipment Malfunction
Dia Fram	PG Ratings
Trey Pod	Sharpness Czar
Newt R.L. Density	Lighting Control
Memo Ray	Archives
Folk Al Length	Long Range Planning
Lyndsey Cap	Security
Sara Bellum	Intellectual Property



* Title to Frank Richard's image supplied by editor.

Front Cover Image

Getting Ready to Ride

Alan Whiteside



Back Cover Image

*Back to School **

Frank Richards



Janie Rumberger May 23 1940 , July 12, 2018

Janie Rumberger, age 78, of Dallas, Texas, died on Thursday, July 12, 2018. Janie was born on May 23, 1940, in Rainelle, West Virginia, to Carl and Mildred Simms. She grew up in Baltimore, Maryland and graduated from Madison College in 1962. She married her high-school sweetheart, Harry Rumberger, on September 15, 1962. After the birth of her two children, she completed her Master's Degree in Social Work at the University of Texas at Arlington in 1990. Janie worked as a clinical social worker until her retirement in 2002.

Janie was an avid photographer and world traveler who especially loved the Oregon coast. She was a compassionate social worker and a devoted wife, mother, and grandmother.

As a member of the Dallas Camera Club, Janie earned the designation of "Master Photographer", a status awarded by invitation, only. Her contest entrees frequently were among the winning images in the monthly competition.

Janie and Harry traveled to exotic places around the world and she was able to capture the pure essence of a local culture with her exquisite images.

Janie is survived by her husband, Harry Rumberger; her daughter, Janine; her son, Brian and her grandson, Nathaniel; as well as two nephews and three nieces. She was pre-



ceded in death by her parents and her sister, Edith Warner.

A memorial service was held at Sparkman-Hillcrest, 7405 W. Northwest Highway, Dallas, Texas, on Wednesday, July 18, at 3pm. The sanctuary was filled with her friends and relatives including many members of the Dallas Camera Club who came to pay their last respects and celebrate her life

Intermittently, images were projected before the attendees of travels that Janie and Harry took together, Janie's competition images and a slide show entitled, "Balloon Ride Over Cappadocia".

Chris Crook played "Raindrops Keep Falling on My Head" and "Wind Be-

(Continued on page 4)

About the Photographic Society of America (PSA)

The Photographic Society of America (PSA) is a worldwide organization providing a wide range of services that promote photography and benefits to its members. Individual members can participate in competitions, study groups and on-line [education programs](#) designed to advance their photographic knowledge and skills. Competitions are held for clubs, councils, federations and chapters, also. [Member image galleries](#) are always available for viewing. An annual youth photography showcase, open to all students of high school age, is conducted as well. Opportunities for image analysis and critique as well as discounts for both hardware and software products are available for all members. In addition to special access to a Member's Only area on this dynamic and informative website, every member receives the high-quality *PSA Journal* each month.



(Continued from page 3) *Janie Rumberger* Jay Hoppenstein, Ed.

neath My Wings" in the interludes and Reverend Bruce Hay added poetic and comforting words which consoled the bereaved audience.

Janine Rumberger, Janie's daughter, Bria Rumberger, Janie's son, and Harry delivered touching remembrances and eulogies.

After the memorial service a reception permitted the guests to express his or her private message to Harry in an informal greeting line. Tasteful refreshments were provided at an appealing buffet table.

The champagne tinted greeting card-given to each one who entered the sanctuary had Janie's photograph on its cover and the following poem on the inside:

If ever there is tomorrow
when we're not together...
there is something you must
always remember. You are
braver than you believe,
stronger than you seem and
smarter than you think. But
the most important thing is,
even if we're apart...I'll always
be with you.

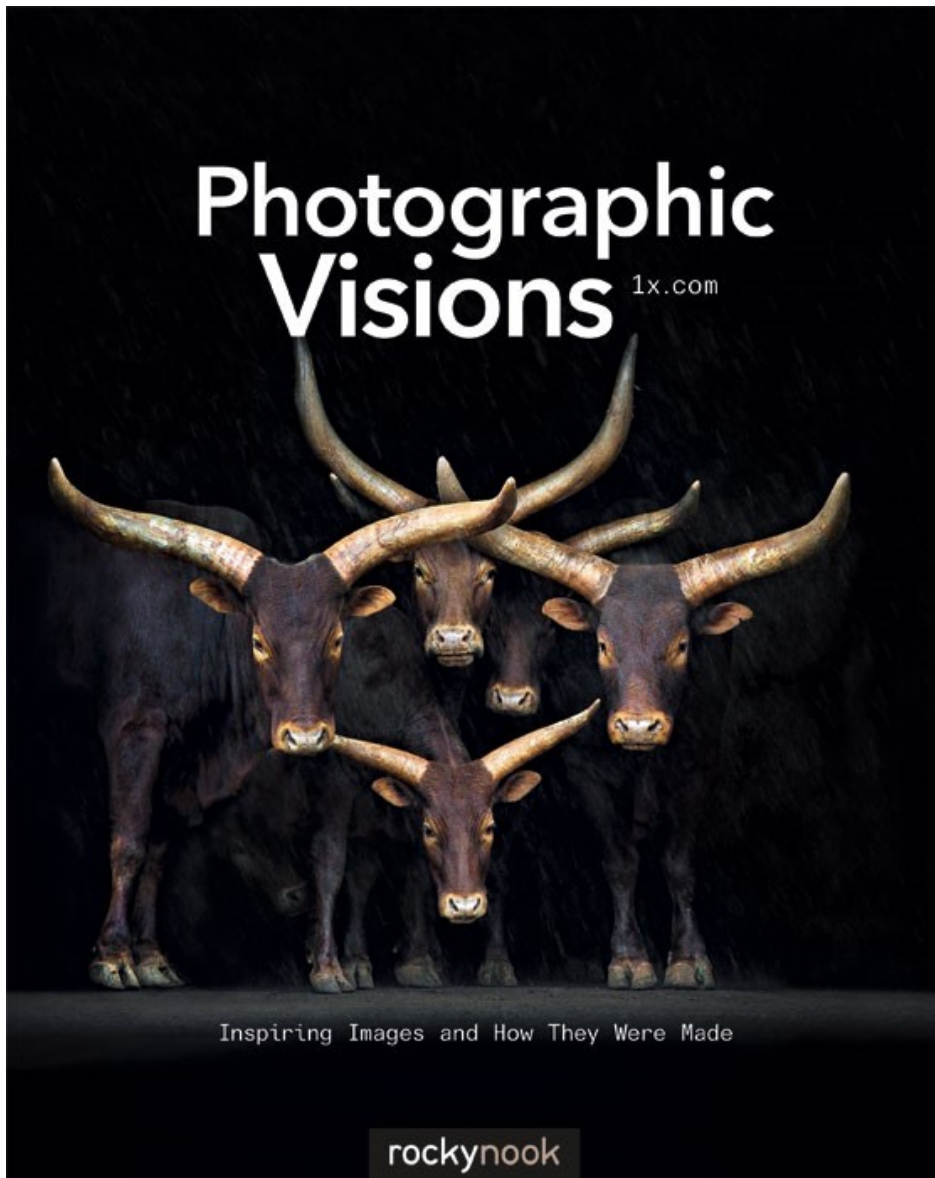
Milne



Two photographs that won awards outside the DCC. The one with the Turkish girl students eating ice cream and talking to a fellow traveler won a Road Scholar Contest for an image taken on an International RS Tour. They used Janie's photo in International RS tour brochures and gave us \$100 off are next RS tour.

The "Sunset in Yachats" picture won a contest for best OR coastal image. Harry Rumberger

SnapShots - Jerry Martin - Book Reviews



Photographic Visions

Publisher: Rocky Nook

Reviewed by **Jerry Martin**

Photographic Visions – Inspiring Images and How They Were Made by 1x.com

Did you ever look at a photo and wonder, "how did they do that?" A lot of the commercial popular photo maga-

zines will include some very striking photos. It is one thing to view and admire photos you like and as a photographer it is another thing to know how that image was produced. I have found that "Photographic Visions – Inspiring Images and How They Were Made" published by Rocky Nook has produced not only a beautiful book with 95 excellent images by as many photographers but also a photographic instructional book. The images are

grouped into 14 categories such as architectural, conceptual, macro, night, portrait and street photos. It seems to me there is a topic for everyone.

The photos in the book are from the website, www.1x.com, and are reported to be the world's largest curated photo library on the web. Their mission is to promote photography as a form of art.

You will not only see beautiful images, but the text explains the circumstances of the photographs with detailed descriptions of how the images were made, the method the photographer used to process the image and helpful hints by the photographer to achieve similar results. Several of the descriptions of how the image was made could use more details and even pictures of the set-up. The book also contains a short biography of each photographer.

For each image you will see the camera used, lenses used and camera settings.

No matter what your photographic interest, you will find much to admire and inspire you when you read and study the images in this book.



Click - Rolando Solis, MD

In the May, 2018 DCC Masters Projected Competition, my submission entitled "*Dandelion Crown*," scored 96/100 and garnered "Exceptional 3rd."

The judge also provided an additional comment: "I wish I knew you so you could tell me how you lit it-not to mention how you got the crown effect without destroying the whole dandelion head."

Well, I thought it would be appropriate to accede to the judge's request as I have not seen a similar creation in my review of many dandelion images. This was an original idea. Actually I spent more time patiently preparing the subject than photographing it.

A mention of the word, dandelion, usually evokes an image of a rotund subject with filamentous white spikes emanating from a greenish round head atop a brownish stem. This has been mistaken for a flower, (*the real flower is bright yellow which looks like cosmos*) but is actually composed of seeds with spiked arrowhead-like stems attached to the seed head. The end filaments, which are stringy white, allows the seeds to become airborne easily. The attachment of the seeds to the head is very fragile with easy detachment on the lightest touch or even with a whiff of air.

Honestly, I had to work on several heads before I finally obtained the crown-like appearance that I preferred. I found that using my fingers alone to pluck the seeds did not work and breathing near it also created an airborne catastrophe. So I devised a system to harvest the seeds by using a



surgical pick up forceps to meticulously remove the seeds one by one while using a surgical mask to avoid inadvertently sending them afloat with my breath. With this technique I was able to leave several seeds aligned in a linear fashion which created a crown-like effect.

My lighting was with the Nikon R1C1 with the SU-800 Wireless Speedlight Commander and one SB-R200 Remote Speedlight. The background was black felt.

My camera equipment and adjustments were: Nikon D610 body; Micro-Nikkor 200mm f4D IF-ED lens @ f/32; ISO 100 and Daylight WB. Manual Mode. I used JPEG for Image quality and relied on Histogram for exposure.

Post processing was by simple iPhoto

on my MacPro computer. I am almost embarrassed to confess that I did not use sophisticated post processing methods like Photoshop; Elements or Lightroom, etc., as I have not learned how to use them.

So far, I have been satisfied with my simple photographic techniques I learned from self-study with trial and error. I got engaged in photography because I love nature. Someday, when I have more time and patience, I will try to learn the modern post processing gizmos before cataracts set in. But in the meantime, I am contented in pursuing my art utilizing my cave-man ways.



August Invited Speaker - Larry Petterborg, Phd

A Photographic Retrospective: Lessons Learned



Larry has been taking pictures for more than 60 years but only recently really started “making photographs”. Beginning in the 1980’s, while in graduate school in San Antonio, Larry first

joined a photography club and has been a member of at least one photography club ever since. Today he is a member of the Dallas Camera Club, the Plano Photography Club, the Heard

Nature Photographers Club, and the Photographic Society of America (PSA).

(Continued on page 8)

(Continued from page 7) Larry Petterborg, Phd



(Continued on page 9)

(Continued from page 8) Larry Petterborg, PhD

Rather than address a single topic in this program, Larry will present a collection of his images from the past few years, discuss his experiences, and share what has learned. It is his hope to entertain and possibly stimulate interest in pursuing a greater range of photographic subjects.

Larry Petterborg

Dallas, Texas

<https://www.flickr.com/photos/lpetterborg/>



Correction of Error

Alan Whiteside's image, "Kickin' Up Dirt", won first place in the Master's monochrome division in the May 2018 completion. Erroneously, the image depicted as his first place picture in the July edition of the TTL was that of Dennis Fritsche's, "White Sands".

The editor apologizes for this error. The correct images and notation are presented below.

Jay Hoppenstein, ed.

Larry Whiteside
Kickin' Up Dirt
1st Place - Monochrome - May 2018



Ghost Ranch Field Trip October 2018



Plan ahead! Arrangements are being made for a 3 day tour / workshop at Ghost Ranch, New Mexico on October 21, 22, 23. It is a lodge with food and accommodations, located 65 miles northwest of Santa Fe in the high desert country. Georgia O'Keeffe, who lived at Ghost Ranch for a while, did much of her art in this area which features lots of colorful sandstone and limestone cliffs and other formations. We will have both group and self-guided tours of the area and access to a nice meeting room.

PSA Member Benefits

- *PSA Journal* full-color monthly magazine (mailed & online) and annual *Who's Who in Photography* publication
- Opportunity to submit articles for potential publication in the *PSA Journal* which is written by and for members
- Three noncommercial ads each year (no more than 5 lines or 175 characters) in the *PSA Journal* at no cost
- Access to My PSA free web site services (e.g., Image Evaluation, Mentors, Consultants, resource links, up-to-date product and book reviews)
- Free online Individualized Photography Course, Advanced Photography Course, and Image Analysis Course
- Free Study Groups: online for digital images and via mail for prints
- Free services (e.g., Species Identification Service, Photo Travel Planning Service, Digital Product Information)
- Annual Conference with workshops, field trips, photo shoots, and featured speakers at reduced registration fee
- Listing in and access to online Membership List following login
- Publication of photos on the PSA web site (e.g., a photo in the New Member Gallery on joining, in the Show Your Stuff Gallery on renewing for year two, and in ROPA Galleries following receipt of a PSA Distinction)
- Creation of a personal photo gallery on the PSA web site for posting up to twenty (20) images and a biography

August Image of the Month

Each month the editor ouxja an imaged taken by one of the DCC's members and presents it as the ***Image of the Month***. The images will be taken from the monthly contest winning entrees, from images submitted for TTL cover consideration or from any DCC member who choses to send the editor an image as an attachment to an email. Use the standard DCC competition image parameters. The image may be in portrait or landscape orientation.

Alan Whiteside ***Kickin' Up Dust***



July Speaker - Marion Hughes - Recap

The Dirty Little Secrets of Digital Photography



Everyone has heard of Ghostbusters – a movie released many years ago concerning a group of partially dysfunctional people who could rid a place free from ghosts. The movie was just OK but the term, Ghostbuster, captured the imagination of many people and has become part of the American lexicon. Sometime later the phrase morphed into Mythbusters for anything or anyone who breaks or destroys myths about customs, machines or actions.

Marion Hughes is a photographic mythbuster. His recent presentation, *The Dirty Little Secrets of Digital Photography*, to the DCC shook the very foundation of many principles regarding digital photography that we hold sacred.

Marion's underlying message was to "get it right in the camera". To this

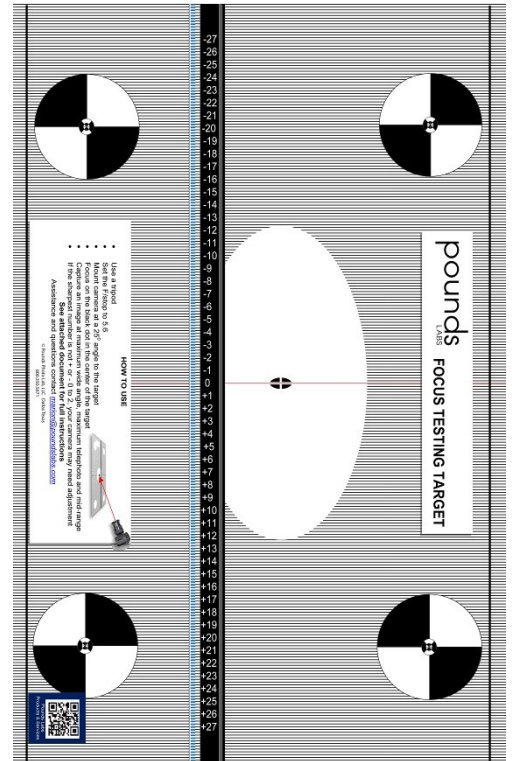
end he discussed camera calibration (all, he said, were not perfectly calibrated at the factory), precise focusing, the use of jpg file formats rather than RAW and the preference for sRGB rather than Adobe RGB color space.

Getting the correct exposure when taking portrait pictures was one of the emphases of his talk, especially, when using a flash outdoors. He revealed his "system" of precise exposure and the simple tools that he has developed which are available to everyone.

These are just a few examples of his presentation. He documented his statements with examples of his images which were quite convincing.

Marion provided an email contact from which to obtain Focusing Targets and exposure card targets.

This was one of the most provocative presentations ever given at the DCC but one which stimulated each listener to think about the elements that control image quality. Jay Hoppenstein, Ed.



POUNDS LABS...FOCUSED ON YOUR SUCCESS

pounds
LABS MORE THAN A PRINT



poundslabs.com/schoolinfo

www.poundslabs.com | 800.350.5671



@poundslabs



facebook.com/PoundsLabs

Monochrome Prints



Beginners
Chin-Yun Chiang
Meerkat on the Stage

Advanced
Hugh Adams
San Simeon Pier



Masters
Dennis Fritsche
Morning in Monument Valley

Color Prints



Beginners
Richard Cox
Pointng to Heavan



Advanced
Hugh Adams
Lost Boat



Masters
Mike Hill
Photo Finish

Projected Images



Beginners

Sam Houston Lucas

Lonely Isolation at the Jokulsorlon Ice

Advanced
Steve Donovan
Rising Above



Masters
Kay Hale
Fog Over Cannon



Calendar & Notices

August 12 - Submit Competition Images

August 10 - Turn in State Fair entrees

August 14 & 28 - DCC Meetings

September 4 - DCC Meeting & turn in competition images

September 25 - Night Shoot instead of meeting.

New Competition Image file dimension for submitting images online. This year the jpeg image size submissions will be 1920 X 1280 pixels

The following is a list of some of the best nature photography sites and the best times to see them. Kay Hale

August

Canadian Rockies and Banff

August 26-September 12 Africa/Kenya (dry season when game is most visible.)

Weeks 1 and 2: North Cascades N.P., Wa. and Glacier N.P., Montana—wildflowers.

Aug 7-14 Palouse Grassland workshop, Washington state (This is a must for all nature photographers). (Color=golden)

August 2018

Sun	Mo	Tue	We	Thu	Fri	Sat
			1	2	3	4
5	6	7	8	9	10	11
12	13	14	15	16	17	18
19	20	21	22	23	24	25
26	27	28	29	30	31	

September 2018

Sun	Mon	Tue	Wed	Thu	Fri	Sat
						1
2	3	4	5	6	7	8
9	10	11	12	13	14	15
16	17	18	19	20	21	22
23	24	25	26	27	28	29
30						

PSA offers its members access to individualized critiques from experts via Personal Evaluation Services. In addition, PSA holds monthly competitions in various categories for members. Members also receive discounts on various software packages. The PSA Journal magazine can be viewed online by signing in to the Member's Only section of the PSA Website - www.psa-photo.org.

Classified Ads

FREE - Canon LUCIA PGI Ink

Tanks for Pro 9500 and Pro 9500 Mark II printers. One box of Ink value pack, includes all ten colors plus 4 additional colors, in there hermitically sealed packaging. Retail over \$145. Gary Cowles 214-866-0211.

Sell your unused camera equipment and accessories by advertising on this page. There is no cost to DCC members for any ads.

For non-members the cost of an ad is \$150/year

Send ad copy & images to Navigato@aol.com



Classified Ads

COMPETITIVE CAMERAS LTD.

Competitive Cameras stocks
the latest and best photographic brands!

Monday – Friday: 9:00 A.M. to 5:00 P.M.
Saturday – 9:00 A.M. to 4:00 P.M.

2025 Irving Blvd #107 ~ Dallas, TX 75207
Call 214-744-5511 or Toll Free 1-800-688-0211

sales@competitivecameras.com
www.competitivecameras.com



**Photo Tours
& Workshops**
for the Naturally Curious™

Jeff Parker
Explore in Focus™

(512) 378-3355
ExploreinFocus.com

arlingtoncamera.com



Expert
TOOLS & ADVICE

The Biggest Little Camera Store In Texas

RED RIVER PAPER
Premium Photographic Inkjet Papers

Choice

Photo inkjet papers
Inkjet greeting cards
Hard to find sizes
Epson Canon inks

Compatible with Epson
Canon & HP printers

Savings

You save up to
50% over retail
brand prices

Also more affordable than
many internet brands

Service

Fast shipping
Friendly staff
Expert tech support

214-637-0029
customerservice@redriverpaper.com

www.redriverpaper.com

**The Images and original articles
in the TTL Newsletter are copy-
right protected and may not be
reproduced without permission.**



JOIN PHOTOGRAPHIC SOCIETY OF AMERICA



Best Views of the Trinity River

Location 1

Upper and Lower Chain of Wetlands

Take I-45 South to Loop 12 East; go 1/16 of a mile; look for the bridge on the left to enter the wetland area.

Wetlands construction for the Trinity River Corridor Project is underway and will improve floodwater conveyance and benefit wildlife. When completed, seven wetland cells will make up the 170-acre Chain of Wetlands extending four miles from Cedar Creek to Loop 12.

Location 2

Trinity River Audubon Center

6500 South Loop 12
Dallas, Texas 75217

The Trinity River Audubon Center is only a few miles from downtown Dallas. The center is the flagship for Audubon's education initiatives in Texas and is designated a "green" building for energy conservation and sustainability. Exhibits feature ecological and cultural themes and provide direct access to nature viewing, hiking, picnicking and canoeing.

Location 3

Trinity Overlook

110 W. Commerce St. (at Beckley)
Dallas, Texas 75209

Attractive signage at the Trinity Overlook provides information on the Trinity River Corridor Project, the Trinity Lakes Park and the two bridges -- the Margaret Hunt Hill and Margaret McDermott -- designed by renowned architect and engineer Santiago Calatrava.

Location 4

Great Trinity Forest

3000 Municipal
Dallas, Texas 75215
or
7000 Bexar Street
Dallas, Texas 75215

The 6,000 acre Great Trinity Forest is the largest urban bottomland, hardwood forest in the United States. It contains a collection of more than 70 "trophy trees".

Location 5

Margaret Hunt Hill Construction

Beckley@Continental Avenue Bridge

Construction is now underway for the Margaret Hunt Hill Bridge the first major signature bridge to be constructed across the Trinity River Corridor. The bridge will link West Dallas and North Oak Cliff with downtown Dallas. The bridge will span Industrial Boulevard and connect to Woodall Rodgers over I-35. The bridge is projected for completion in mid-2011.


Location 6

Trinity River

Trammel Crow Park

3700 Sylvan Avenue
Dallas, Texas 75207
(River access at boat launch)

The Trinity River is 715 miles long and is the largest river basin that begins and ends Texas. This natural resource sits in the center of downtown Dallas.



Officers, Directors & Managers



Field Trip Director

Gary Kelly
gpkelly@sbcglobal.net

Historian

Steve Reeves
steve@makeshiftphoto.com

Project Managers

House Manager

Don Haig
Donhaig@gmail.com

Website

Dallascameraclub.org

Study Groups & Mentoring Project

Frank Richards
f-Richards@sbcglobal.net

Bird Competition

Dennis Fritsche
dennisfritsche@verizon.net

Website Manager

Houston Brown
Houston@hbip.com

Resource Center

Barbara Briley
odette646@icloud.com

Outside Competitions

Steve Hawiszczak
Shawis@att.net

Club Photographer

Virginia Sumrall
vsumrall@airmail.net

GSCCC Projected

Jan Dreskin-Haig
janhaig@gmail.com

GSCCC Prints

Jan Dreskin-Haig
janhaig@gmail.com

PSA Representative

Jay Hoppenstein, MD
Navigato@aol.com

Board of Directors

President

Kaye Hargis
khargis@tx.rr.com

Past President

Steve Reeves
steve@makeshiftphoto.com

President Elect

Mike Hill
r.mike.hill@verizon.net

Secretary

Barbara Briley
Donhaig@gmail.com

Treasurer

Adela Rochier
Adela@grandecom.net

Newsletter Editor

Jay Hoppenstein, MD
Navigato@aol.com

Directors

Program Director

Kay Hale
khale45@verizon.net

Competition Director

Jim Walsh
jim.walsh2006@att.net

Communication Director


Jay Hoppenstein, MD
Navigato@aol.com

Education Director

Dennis Fritsche
dennisfritsche@verizon.net

Membership Director

Sharon Collins
erinlinncurry@gmail.com





Notice
September Meeting is
Tuesday September 4.
September 25th meeting
will be a Night Shoot.



Dallas Camera Club

Visitors are always welcome.

**DCC meets the 2nd and 4th
Tuesdays of every month.**

in **Shearith Israel Synagogue** located at
9401 Walnut Hill Lane, Dallas, Texas, in the
Toplitz Room.

Directions: From Northwest Hwy turn North on
Douglas Ave. Drive about 1 mile and turn left into
the North parking lot just before Walnut Hill Lane.

From Walnut Hill Lane driving West, turn South onto
Douglas Ave just before the Toll Way, drive about
100 yards and turn right into the North parking lot.

Follow the walkway into the building from the park-
ing lot, enter the foyer and ask the information per-
son at the desk to be directed to the Toplitz Room.

Free

Pre-meeting tutorials - 6:15 to 7:15 PM

Meetings begin at 7:30 PM & end at 9:30 PM.

**On the second Tuesday of the month competition
entries from the previous month are judged.**

**On the fourth Tuesday of the month a guest
speaker delivers a presentation. Monthly, field
trip Audio-Visual programs may be shown at any
meeting.**

Guests are always Welcome

www.dallascameraclub.org

Thru The Lens

August 2018

Volume 84 No. 8

To Promote the Art of Photography & Showcase the Images of DCC's Members



Editor - Jay Hoppenstein, MD, FDCC
Navigato@aol.com