



Interactive Session: Exemplar Photographers: **Michele Sons**

Purpose of the Interactive Sessions

- Better understand what memorable/impactful/successful images look like
- Remember and apply relevant compositional approaches and post-processing techniques

Appalachian Dreams

<https://www.michelesons.com/appalachiandreams>


Why Michele Sons?

- Professional landscape and nature photographer with a focus on *connection* and *expression*
- Large, consistent body of work that makes drawing conclusions about images relatively easy
- Images thoughtfully composed and executed; also thought-provoking
- Images of the Appalachians can be inspiring for our Smoky Mountains National Park field trip
- Women photographers have unique perspectives that we should pay more attention to



I believe that we can harness nature's stories to tell our own stories, and that this process of expression can improve our well-being and feed our souls.”

Michele Sons



Michele Sons

Recap of Assignment

- Select one or more images from Michele Soto's *Appalachian Dreams* collection that speak most clearly and urgently to you.
- Try to identify what elements in the images contribute most to their impact on you and how the images were constructed.

Analysis Questions / Process

- Pay attention to your first impressions.
- Observe how an image makes you feel. What do you like about it? What works? What surprises and delights you?
- Consider the subject, the message, and the techniques used to convey that message or create a mood.
- Look at the composition: Where does your eye go and how does it move about the frame? What is the relationship between the different elements in the frame?
- What role does lighting play? What other details do you notice?

Your Images, à la Michele Sons



Yellow

Michele Sons



Broken Bow

Jay Hoppenstein


Your Images, à la Michele Sons



Bull in Wildflowers


Kay Hale

Your Images, à la Michele Sons



Light Shines In


Michele Sons



Forest Fog


Larry Petterborg

Your Images, à la Michele Sons



Spring Glow

Michele Sons



Colorado Fall Color 2022

Frank Richards

Your Images, à la Michele Sons



Title??


Michele Sons



Title??


Nancy Mack

Your Images, à la Michele Sons



Twisted

Michele Sons



Colors of Winter


Dennis Fritsche

Colors of Winter - Dennis Fritsche


Original Interpretation



Reworked




Interesting Shapes Make Engaging Compositions




Michele Sons

Interesting Shapes Make Engaging Compositions



Michele Sons

Light Creates Mood (Warm Tones)



Michele Sons

Light Creates Mood (Cool Tones)



Michele Sons

Atmospheric Elements Help Create Mood





Michele Sons

Effectively Create Depth in the Image



Michele Sons

Effectively Create Depth in the Image



Michele Sons

Images Are Expressive and Communicate Emotion



Michele Sons

Images Are Expressive and Communicate Emotion





Michele Sons

Color Can Be the Subject





Michele Sons

Find Creative Points of View




Michele Sons

Multiple Compositions from Same Scene



Michele Sons

Creative Manipulations Increase Interest and Engagement



Michele Sons

My Images, à la Michele Sons



Alan Whiteside

What Are the Take-Aways?

- Identify characteristics of successful images
- Think about what drew you to a particular scene, specifically your *feelings* about it
- Apply compositional and post-processing techniques that help capture and present the viewer with what and how you were feeling about the scene



Thank You