

Thru The Lens

November 2019

Volume 85 No. 11

To Promote the Art of Photography & Showcase the Images of DCC's Members



Editor - Jay Hoppenstein, MD, FDCC

Notices - TTL Staff, In Focus & Index

DCC Lays an Egg - The Bird Goes to FWCC



The Emily Guthrie Smith Award, affectionately referred to as "The BIRD" Competition, has been held each year since 1964 between the Dallas Camera Club and Fort Worth Camera Club. This year, the Dallas Camera Club hosted the annual competition on October 29th at Congregation Shearith Israel.

I am sorry to report that the DCC came in second again this year. The Ft. Worth club scored 171 points with their projected entries to our 167 points. In the print con-

test, the FWCC earned 171 points to our 158 points. One bright spot in the evening was Clinton Kemp's second place finish with his print entitled "Magnified Moonflower".

I wish to thank everyone that contributed images for the competition as well as all those that helped me in the effort. While we were unable to secure the "Bird" this year, we know where it is, and we are coming for it next year.

Larry Petterborg



Thru The Lens Staff

Cameraon Raw	Quality Control
Folk Al Plane	Focus Groups
Donna Blame Me	Equipment Malfunction
Dia Fram	PG Ratings
Trey Pod	Sharpness Czar
Newt R.L. Density	Lighting Control



Inside this issue:

The Bird Competition - DCC vs FWCC	2
Calendar & Inside This Issue	3
Texas State Fair Winning Images	4
East Texas Fair Winning Images	5
November FT to Broken Bow	6-7
Snapshots Minus 2/3 Invisible Light	8
November Guest Speaker - Mesuel	10-11
Q&A UV Filters	12
Image of the Month - C Wingard	13
Aug Competition 1st Place Winners	14-16
Classified Ads, Officers & Directors	17-21



Front Cover Image

Texas Hall

Frank Richards



Back Cover Image

Untitled

Jo Hopper



Calendar & Notices

November 2 - Dallas Branch Out

November 5 - DCC Board Meeting at Shearith Israel 7:00 PM

November 10 - Submit Competition Images through new web site

November 10 - Steam Locomotive Event

November 12 & 26 - DCC Meeting

November 16-17 - Beavers Bend Field Trip

November 28 - Thanksgiving

December 10 - DCC Meeting

December 25 - Christmas

December 31 - New Year's Eve



November 2019

Sun	Mon	Tue	Wed	Thu	Fri	Sat
					1	2
3	4	5	6	7	8	9
10	11	12	13	14	15	16
17	18	19	20	21	22	23
24	25	26	27	28	29	30

December 2019

Sun	Mon	Tue	Wed	Thu	Fri	Sat
1	2	3	4	5	6	7
8	9	10	11	12	13	14
15	16	17	18	19	20	21
22	23	24	25	26	27	28
29	30	31				

Texas State Fair Winning Images - Frank Richards - 2nd Place



East Texas State Fair Winning Images - Larry Golden



November 15-17 Field Trip - Beavers Bend, OK

Beavers Bend State Park is located in the Kiamichi Mountains of southeast Oklahoma along the shores of Broken Bow Lake and the Mountain Fork River. Visitors traveling down the winding roads through the forests of pine and hardwood trees will find adventure, beautiful scenery, wildlife and plenty of activities inside this state park. Activities include hiking, fishing and canoeing. The scenic beauty of Beavers Bend & Hochatown State Park makes it one of Oklahoma's most popular areas. Beavers Bend is located 8 miles north of Broken Bow, Oklahoma, just off US 259. To get there from Dallas, follow I-30 east to the Mount Vernon exit. At Mount Vernon, follow Hwy 37 north thru Clarksville to Idabel, OK. At Idabel take US70/259 north to Broken Bow,



OK. Continue northward on US 259 for 8 miles. The park headquarters is 6 miles east on Spur 259. If there are cancellations, you may be able to rent




(Continued on page 7)

(Continued from page 6) DCC Field Trip Broken Bow



a cabin in Beavers Bend State Park; otherwise, motel accommodations are available in Broken Bow, OK.

We will meet for dinner on Friday, November 15th at 6:30pm at Steven's Gap Restaurant, 9955 N. US 259 near Hochatown and on Saturday, November 16th at 6:30pm at Papa Poblano's Restaurant at 304 N Park Dr. in Broken Bow. Sunset is at 5:15pm so you will have plenty of time for evening photos. Please contact Gary Kelly, 972-824-4106 or gpkelly@sbcglobal.net if you have any questions.



Snapshots - Minus 2/3 The Invisible Light - Jerry Martin

Crafting Light for Photographers in the Field

By Gerd Ludwig

Review by Jerry Martin

The author, Gerd Ludwig, included 100 photos to illustrate his “invisible” flash techniques. He uses lightweight standard, shoe mounted flashes. His intent is to photograph a scene in such a way that the viewer does not notice a flash has been used. The author works his magic by using a combination of shoe mounted flashes, flash on camera, flash pointed sideways, bounce flash and off camera flash. He is a strong proponent of using gels on the flash to either match the ambient light or a gel to blend with or complement existing available light.

The photos do a wonderful job of illustrating the many situations a subtle addition of added strobe light will enhance the photo.

In each photo he includes in the book, he writes a description about the location of and how he took the photo. He also uses a selection of twelve icons to indicate the equipment he used and the style of flash he used to take the photo.

On several of the photos in addition to the description. I wish that he would have included a diagram of the flash and camera set up.



Out of Focus - Judging Photographs



About the Photographic Society of America (PSA)

The Photographic Society of America (PSA) is a worldwide organization providing a wide range of services that promote photography and benefits to its members. Individual members can participate in competitions, study groups and on-line [education programs](#) designed to advance their photographic knowledge and skills. Competitions are held for clubs, councils, federations and chapters, also. [Member image galleries](#) are always available for viewing. An annual youth photography showcase, open to all students of high school age, is conducted as well. Opportunities for image analysis and critique as well as discounts for both hardware and software products are available for all members. In addition to special access to a Member's Only area on this dynamic and informative website, every member receives the high-quality *PSA Journal* each month.

Madam:

I wonder why they hung that picture?

Sir:

Because, I guess, they couldn't hang the photographer.

November Guest Speaker - Mike Meseul II

Kilauea: The Beauty With- in A Disaster

On May 3, 2018, the Kilauea Volcano in Hawaii erupted and resulted in several fissures spewing lava on the Lower East Rift Zone. The neighborhood of Leilani Estates was ground zero with over 2000 people needing to be evacuated as lava threatened life and property. This was the most violent eruption of Kilauea in a few decades and when the eruption halted in August, there was enough lava to cover the entire island of Manhattan seven feet deep. During this presentation, Mike will talk about his experience covering the disaster for nearly two weeks from land, air and sea and how although the volcano destroyed so much, there was a surreal beauty to the event.

Mike Mezeul II is a professional photographer based out of Dallas, Texas. His work specializes in landscape, aerial,



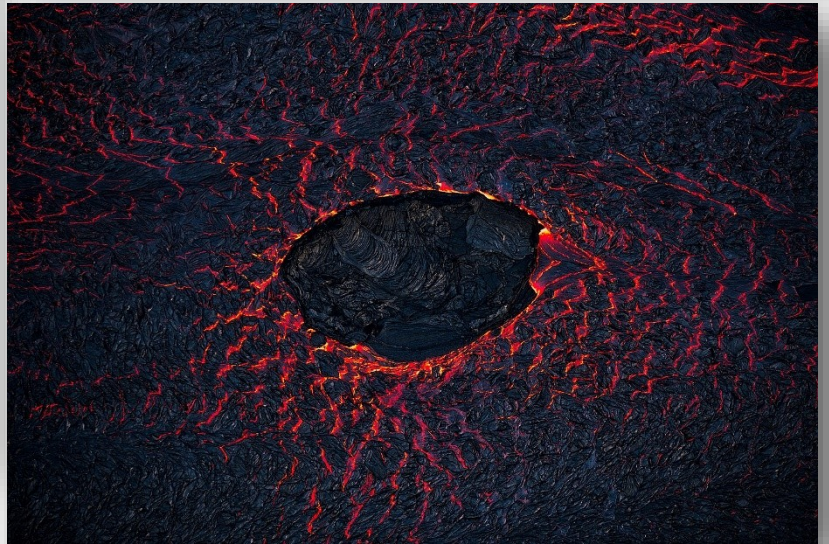
natural disaster, commercial and night sky. Mike's work has been published around the world including work in Nation-

al Geographic, BBC Magazine, Yahoo News and more. When Mike is not on assignment work, he spends his free

(Continued on page 11)

(Continued from page 10) Mike Meseul II

time traveling the world and sharing his knowledge by teaching photography workshops.



Q & A - Photographic Questions

Q & A – Questions Asked

This column was created in the TTL to be a site for questions, relating to Photography, to be asked and answered by DCC member. Unfortunately, there have been no questions submitted; therefore, the Editor has created ques-



tions, the answers to which maybe useful to members, especially those new to photography. Any comment or input is welcome. Don't be shy.

Question: ?

Why use a UV filter over the lens?

As a general rule the unobtrusive view of any lens permits the best qualities of the lens to be utilized. However, there is another consideration.

The addition of a UV filter over the lens filters out ultraviolet light which, especially, in the days of film photography improved the resultant image. Today's digital cameras do not suffer from UV light as did their film predecessors. The addition of a UV filter

sometimes introduces additional flair to an image, may add a slight color change to



the image and reduces slightly the amount of light reaching the sensor (all of which can be corrected in PS or LR).

Despite the above potential disadvantages the application of a quality UV filter offers a

degree of protection from environmental hazards to the expensive lens to which it is attached. It is better to keep fingerprints, dust, sand and moisture from the surface of your expensive camera lens than to risk scratching your primary lens when cleaning it. A filter also reduces direct trauma to the glass of your lens from objects that could scratch the surface.

So there are trade-offs. Most of the disadvantages of a UV filter can be mitigated in post production. A scratched lens needs a camera technician and many \$\$\$.


November Image of the Month

Each month the editor chooses an image taken by one of the DCC's members and presents it as the ***Image of the Month***. The images will be taken from the monthly contest winning entrees, from images submitted for TTL cover consideration or from any DCC member who chooses to send the editor an image as an attachment to an email. Use the standard DCC competition image parameters. The image may be in portrait or landscape orientation.

Carol Wingard - Reminiscence



Monochrome Prints 1st Place



Beginners

Donna Griffiths

5th Avenue Store Window



Advanced

Larry Golden

I Heard a Train A Coming



Masters

Alan Whiteside

Unexpected Predicament

Color Prints 1st Place



Beginners

Jim Stull

Leaving Town Early

Advanced

Jim Kindall

I Told You I Wasn't Formal




Masters

Dennis Fritsche

Sunset With Storm

Projected Images 1st Place



Beginners

Carole Wingard

Reminiscence



Advanced

Dalis Foglia


Sunset Crosses



Masters

Jim Walsh

Riding the Range



Classified Ads

G-Tech External Hard Drive 1tb \$20.00

G-Tech External Hard Drive 320 Gb
\$15.00

Startech -Hitachi) External Hard Drive
2tb \$40.00

Startech-Hitachi) External Hard Drive
3tb \$60.00

Tundra Large Tripod Bag \$50.00

Rogue Flash Bender \$15.00

Eye One Monitor Calibrator \$30.00

Photo Paper - Roll

Harman Warmtone Baryta 24'x50'
\$70.00

Epson Hot Press Bright 24'x50' \$90.00

Epson Cold Press Bright 17'x50' \$80.00

Contact **Hugh Adams**
hea7@mac.com 214.532.8137

October 2019



Sell your unused camera equipment and accessories by advertising on this page. There is no cost to DCC members for any ads.

**For non-members the cost of an ad is \$150/year
Send ad copy & images to Navigato@aol.com**

Classified Ads

COMPETITIVE CAMERAS LTD.

Competitive Cameras stocks
the latest and best photographic brands!

Monday – Friday: 9:00 A.M. to 5:00 P.M.
Saturday – 9:00 A.M. to 4:00 P.M.

2025 Irving Blvd #107 ~ Dallas, TX 75207
Call 214-744-5511 or Toll Free 1-800-688-0211

sales@competitivecameras.com
www.competitivecameras.com



**Photo Tours
& Workshops**
for the Naturally Curious™

Jeff Parker
Explore in Focus™

(512) 378-3355
ExploreinFocus.com

arlingtoncamera.com



**Expert
TOOLS & ADVICE**

The Biggest Little Camera Store In Texas

RED RIVER PAPER
Premium Photographic Inkjet Papers

Choice

Photo inkjet papers
Inkjet greeting cards
Hard to find sizes
Epson Canon inks

Compatible with Epson
Canon & HP printers

Savings

You save up to
50% over retail
brand prices

Also more affordable than
many internet brands

Service

Fast shipping
Friendly staff
Expert tech support

214-637-0029
customerservice@redriverpaper.com

www.redriverpaper.com

The Images and original articles in the TTL
Newsletter are copyright protected and may
not be reproduced without permission.





JOIN PHOTOGRAPHIC SOCIETY OF AMERICA



Best Views of the Trinity River

Location 1

Upper and Lower Chain of Wetlands

Take I-45 South to Loop 12 East; go 1/16 of a mile; look for the bridge on the left to enter the wetland area.

Wetlands construction for the Trinity River Corridor Project is underway and will improve floodwater conveyance and benefit wildlife. When completed, seven wetland cells will make up the 170-acre Chain of Wetlands extending four miles from Cedar Creek to Loop 12.

Location 2

Trinity River Audubon Center

6500 South Loop 12
Dallas, Texas 75217

The Trinity River Audubon Center is only a few miles from downtown Dallas. The center is the flagship for Audubon's education initiatives in Texas and is designated a "green" building for energy conservation and sustainability. Exhibits feature ecological and cultural themes and provide direct access to nature viewing, hiking, picnicking and canoeing.

Location 3

Trinity Overlook

110 W. Commerce St. (at Beckley)
Dallas, Texas 75209

Attractive signage at the Trinity Overlook provides information on the Trinity River Corridor Project, the Trinity Lakes Park and the two bridges -- the Margaret Hunt Hill and Margaret McDermott -- designed by renowned architect and engineer Santiago Calatrava.

Location 4

Great Trinity Forest

3000 Municipal
Dallas, Texas 75215
or
7000 Bexar Street
Dallas, Texas 75215

The 6,000 acre Great Trinity Forest is the largest urban bottomland, hardwood forest in the United States. It contains a collection of more than 70 "trophy trees".

Location 5

Margaret Hunt Hill Construction

Beckley@Continental Avenue Bridge

Construction is now underway for the Margaret Hunt Hill Bridge the first major signature bridge to be constructed across the Trinity River Corridor. The bridge will link West Dallas and North Oak Cliff with downtown Dallas. The bridge will span Industrial Boulevard and connect to Woodall Rodgers over I-35. The bridge is projected for completion in mid-2011.

Location 6

Trinity River

Trammel Crow Park

3700 Sylvan Avenue
Dallas, Texas 75207
(River access at boat launch)

The Trinity River is 715 miles long and is the largest river basin that begins and ends Texas. This natural resource sits in the center of downtown Dallas.



Officers, Directors & Managers



Board of Directors

President

Mike Hill

Past President

Kaye Hargis

President Elect

Larry Peterborg

Secretary

Barbara Briley

Treasurer

Adela Rochier

Newsletter Editor

Jay Hoppenstein, MD

Navigato@aol.com

Directors

Program Director

Kay Hale

Competition Director

Jim Walsh

Communication Director

Jay Hoppenstein, MD, FDCC

Education Director

Dennis Fritsche

Membership Director

Sharon Collins

Field Trip Director

Gary Kelly

GSCCC Projected

Jan Dreskin-Haig

GSCCC Prints

Jan Dreskin-Haig

PSA Representative

Hal Sommer

Historian

Steve Reeves

Project Managers

House Manager

Don Haig

Study Groups & Mentoring Project

Frank Richards

Bird Competition

Larry Petterborg

Assistant Bird Competition

Dennis Fritsche

Website Manager

Dennis Fritsche

Resource Center

Barbara Briley

Outside Competitions

Steve Hawiszczak

Club Photographer

Virginia Sumrall

Website

Dallascameraclub.org

Email Contact

Info@dallascameraclub.org





Dallas Camera Club

Visitors are always welcome.

DCC meets on the 2nd & 4th Tuesdays

in **Shearith Israel Synagogue** located at
9401 Walnut Hill Lane, Dallas, Texas, in the
Toplitz Room.

Directions: From Northwest Hwy turn North on Douglas Ave. Drive about 1 mile and turn left into the North parking lot just before Walnut Hill Lane.

From Walnut Hill Lane driving West, turn South onto Douglas Ave just before the Toll Way, drive about 100 yards and turn right into the North parking lot.

Follow the walkway into the building from the parking lot, enter the foyer and ask the information person at the desk to be directed to the Toplitz Room.

Free - Pre-meeting tutorials - 6:15 to 7:15 PM

Check the dallascameraclub.org web page to enroll

Meetings begin at 7:30 PM & end at 9:30 PM.

On the second Tuesday of the month competition entries from the previous month are judged. On the fourth Tuesday of the month a guest speaker delivers a presentation. Monthly, field trip Audio-Visual programs may be shown at any meeting.

Guests are always Welcome

www.dallascameraclub.org

Thru The Lens

November 2019

Volume 85 No. 11

To Promote the Art of Photography & Showcase the Images of DCC's Members



Editor - Jay Hoppenstein, MD, FDCC