

Thru The Lens

December 2018

Volume 84 No. 12

To Promote the Art of Photography & Showcase the Images of DCC's Members



Editor - Jay Hoppenstein, MD, FDCC
Navigato@aol.com

Notices - TTL Staff & Index

Save the date -- Plan to Attend!

GSCCC Annual Convention
May 2- May 4, 2019

Magnolia Park Cities Hotel
Dallas, Texas

hosted by the Dallas Camera Club





Inside this issue:

Left click on the TEXT in the Index and you will be taken to that page


Notices, Index & Staff	2-3
Exposed - Remove ISO Noise	4-5
Out of Focus - Photographic Poetry	8
New Member	6
Annual Holiday Party	7
GSCCC Convention Poster	8
Out of Focus - Texas Winter	9
SnapShot - Book Review	10
Image of the Month	11
Image of the Year	12
October Competition Winners	13-15
Calendar & Notices	16
Ads, Officers and Meeting Dates	17-21

Thru The Lens Staff

Cameraon Raw	Quality Control
Folk Al Plane	Focus Groups
Donna Blame Me	Equipment Malfunction
Dia Fram	PG Ratings
Trey Pod	Sharpness Czar
Newt R.L. Density	Lighting Control
Memo Ray	Archives
Folk Al Length	Long Range Planning
Lyndsey Cap	Security
Sara Bellum	Intellectual Property



Front Cover Image
Unexpected Snow
Frank Richards



Back Cover Image
Standing Bear
Larry Peterborg



Images from All Of The United States, except Texas.

The theme for the January DCC non-contest *show* will be a collection of images taken in any of the United States, except Texas. There is no restriction as to the time the image was taken nor the actual subject. Sift through your travel images and find 10 to 20 of your best pictures that reflect the state in which it was taken.

Send your images via Drop Box to Steve Reeves or put them on a thumb drive (with your name on it) and give it to Steve. His Drop Box link will appear on the DCC web site.



New Column - *In Focus*

A new column has been introduced last month entitled, **In Focus**. This will be a place where the opinions of the DCC members may be expressed on any subject relating to photography, organizations of DCC meetings, competition or field trips.

It will be also a place for other points of view - **On The Other Hand**. This will be a column where members' opinions can be voiced.

Send your In Focus article to Navigato@aol.com and put DCC in the subject line so that it can be distinguished from spam. Include your name and any images that are pertinent to the subject.

About the Photographic Society of America (PSA)

The Photographic Society of America (PSA) is a worldwide organization providing a wide range of services that promote photography and benefits to its members. Individual members can participate in competitions, study groups and on-line [education programs](#) designed to advance their photographic knowledge and skills. Competitions are held for clubs, councils, federations and chapters, also. [Member image galleries](#) are always available for viewing. An annual youth photography showcase, open to all students of high school age, is conducted as well. Opportunities for image analysis and critique as well as discounts for both hardware and software products are available for all members. In addition to special access to a Member's Only area on this dynamic and informative website, every member receives the high-quality *PSA Journal* each month.



Exposed - Removing Noise in Lightroom

The power of the ALT or OPT Key

Jay Hoppenstein, MD, FDCC

Noise produced in a digital image results from setting the ISO to ever increasing levels. Newer DSLR cameras are better at limiting the noise with higher and higher ISO settings but eventually, when the ISO setting increase, noise, especially in the darker areas of the image, becomes noticeable and objectionable.

Below - ISO 800 - Before any ISO



corrections but after standard tone editing.

Both Lightroom (LR) and Photoshop (PS) have tools to decrease noise of an image. Other 3rd party software also offer noise reduction features but to use any of those one must 1st purchase the product, export the noisy image into the other software and

“return” it to the original LR or PS once the noise reduction has occurred.



Below - ISO noise

However, there are refinements tools already within LR that will remove noise with precision. All it takes is to use the ALT key on a PC or the OPT key on a MAC when using the noise reduction sliders in LR to more deliberately and precisely reduce the noise. For the balance of this article ALT will be designated but it is synonymous with OPT. Also, the graphics presented here will not show the splendid, temporary display of a monochrome image when the ALT is used – only the results of the action. If you follow the description as you edit a noisy image or yours on your computer, you will see the noise reduction capability of LR without degrading the image.

The Steps

Open and image in the Develop module of LR and edit it to whatever extent required except for using the Detail Panel

Then open the Detail Panel and notice the default settings for Color, Detail and Smoothness at the bottom of the 3rd subpanel, in the Noise Reduction section within the Detail Panel. These settings by default remove the Color noise and need not be changed.

Don't adjust the Sharpening slider, yet.

In the Noise Reduction section notice the 3 sliders: Luminance, Detail and Contrast. Starting with the Luminance slider, move the slider all the way to the left, hold down the ALT key and notice that the image becomes monochrome. Move the slider slowly to the right until noise just disappears, then stop. When the ALT key is released, the image regains its color.

Next move the Detail slider to the left, hold down the ALT key and move the slider to the right, slowly, to add back some detail that may have been lost in the above step.

Next repeat the process using the Contrast slider to add some contrast. As long as the ALT key is held down the monochrome image permits precise control of the slider being used.

Now return to the upper Sharpening part of the Detail panel and move the Sharpening slider significantly to the right. Then while holding the ALT key down, move the Radius slider to the right until details begin to appear. Too much Radius increase may introduce halos around the edges of elements within the image, so be frugal with this slider.

(Continued on page 5)

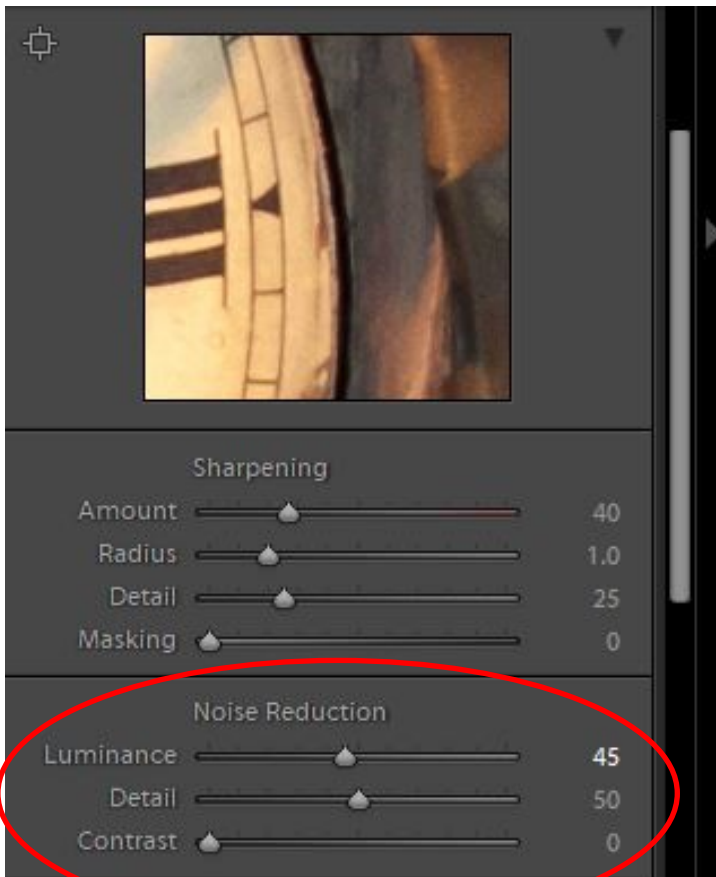
(Continued from page 4) *Exposed ISO Noise* and precision.

Do the same with the Detail slider, moving it to the right with the ALT key held down until some noise begins to appear.

Below - Hold ALT down & adjust the Saturation, Detail &

If additional sharpening were needed, the image can be moved into PS and edited with the High Pass filter after converting the layer to a Smart Object and changing the blend mode to Overlay. This article will not address this technique but it is an extremely useful method learn which

Final ISO Reduction Edits.

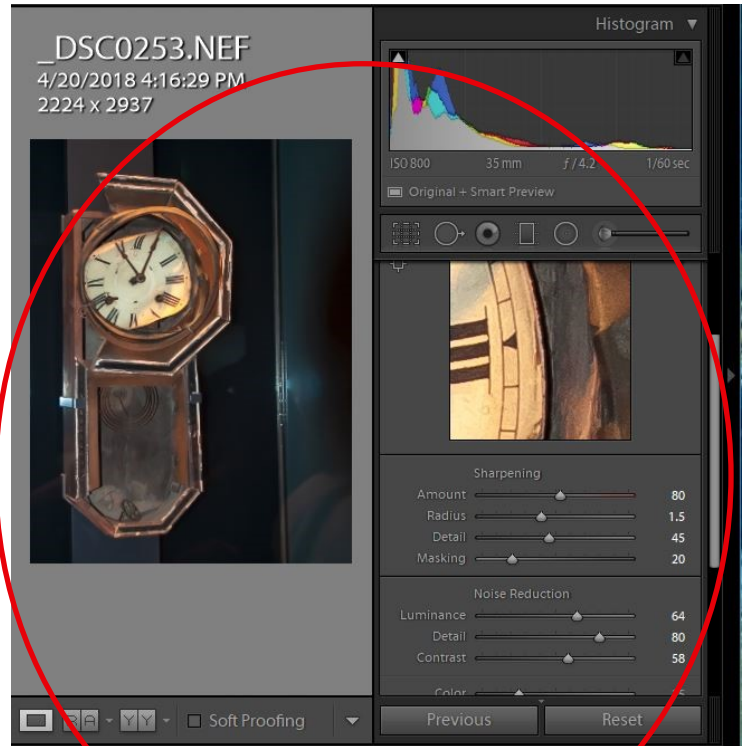


Contrast


Lastly, move the Masking slider to the right holding the ALT key down until the edges of the image begin to appear. Remember that everything that is White gets sharpened; everything that is Black does not get sharpened.


That's it. All done in LR - with control

will increase sharpness of an image, even some that would seem to be unsharpenable.



Welcome New Member - Jim Stull





Dallas Camera Club
Annual Holiday Covered Dish Dinner

Tuesday, December 18, 2018
6:00 pm-9:00 pm
Walnut Hill Recreation Center
10011 Midway Rd, Dallas, TX 75229

Our annual Holiday event will be held Tuesday, Dec 18 at Walnut Hill Recreation Center located at the corner of Midway Road and Walnut Hill Lane. Bring your favorite covered dish, a gift to exchange, and plan to enjoy a fun social evening with camera club members. Spouses and friends are welcome to attend.

A gift exchange is part of the evening's fun. Bring a gift, \$25 or less, which will be exchanged and stolen as the gift exchange unfolds. The gift should be something you would like to get yourself. The gift does not have to be photography related; but it is not a "white elephant" gift either. Be creative. We cannot bring alcohol for exchange. (This is a City of Dallas rule for the use of the recreation center.)

We will gather between 6:00-6:30 pm and begin eating 6:30 pm.

Mark your calendar for December 18. See you there!



Gulf States Camera Club Council Convention - **GSCCC**

When

May 3-5, 2019

Where

Magnolia Dallas Park Cities

6070 North Central Expressway - Dallas, TX 75206
214 750 6060

Reservations

FEATURING • Field Trips - Dallas Arboretum - Deep Ellum -

Live Model Posing - BBQ - Mexican Food Restaurants



<http://www.gulfstatesccc.org/>

Lectures, Field Trips, Tutorials

Reservations Online

<http://www.gulfstatesccc.org/convention-2019/>

Speakers

Eleanore Avery

Erwin Lightfoot

Cathy Adams Clark

Mike Mezeul II

Noel Kerns

Sponsors

Competitive Camera, Arlington Camera, Red River Paper



Out of Focus - Jay Hoppenstein

A Commentary on a Texas Not-So-White Christmas

Jingle bell, Winter from hell
Hot air all through the day.
There's no fun
Walking in the sun
A parasol to shade the way, Hey.

A day or two ago
In a windy Dallas breeze
He went out in the blow
And fell upon his knees.
A babe was riding by
On a beautiful Harley Dav
She saw his ass pointing to the sky
But quickly roared away.

There is no snow to throw
No chestnut roasting there
The heat has taken its toll
It's sweltering everywhere.
Trees begin to droop
Lights begin to pop
Old men deepen their stoop
Will the heat wave ever stop?

Jingle bell, Winter from hell
Hot air all through the day.
There's no fun
Walking in the sun
A parasol to shade the way, Hey.

Now the ground is black
Go at it while you're young,
Take the girls to sack
and sing this till you're done;
Just get your swimming suit
Drag out the old kayak
Put the paddles into the boat
And call me when you're back.



PSA Member Benefits

- *PSA Journal* full-color monthly magazine (mailed & online) and annual *Who's Who in Photography* publication
- Opportunity to submit articles for potential publication in the *PSA Journal* which is written by and for members
- Three noncommercial ads each year (no more than 5 lines or 175 characters) in the *PSA Journal* at no cost
- Access to My PSA free web site services (e.g., Image Evaluation, Mentors, Consultants, resource links, up-to-date product and book reviews)
- Free online Individualized Photography Course, Advanced Photography Course, and Image Analysis Course
- Free Study Groups: online for digital images and via mail for prints
- Free services (e.g., Species Identification Service, Photo Travel Planning Service, Digital Product Information)
- Annual Conference with workshops, field trips, photo shoots, and featured speakers at reduced registration fee
- Listing in and access to online Membership List following login
- Publication of photos on the PSA web site (e.g., a photo in the New Member Gallery on joining, in the Show Your Stuff Gallery on renewing for year two, and in ROPA Galleries following receipt of a PSA Distinction)
- Creation of a personal photo gallery on the PSA web site for posting up to twenty (20) images and a biography

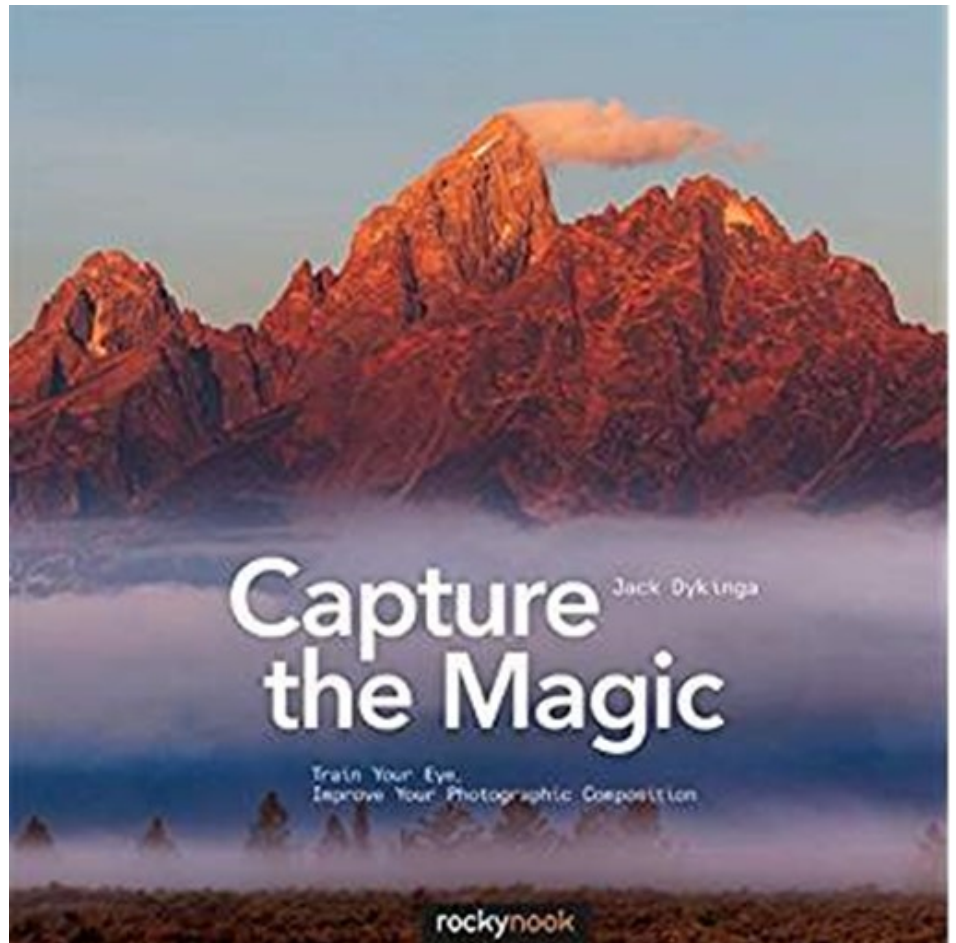
SnapShots - Jerry Martin - Book Review

Capture the Magic ... Training Your Eye, Improve Your Photographic Composition by Jack Dykinga Rocky Nook Publishers

There are over 125 photos in the book by the author with a journalistic background who looks at potential images to determine how they will affect and enlighten the viewer. The reader will see how successful images are organized to direct our focus and our emotional reaction.

Not only are the images stunning but the author lets you get inside his head to find out what he was thinking about when he produced the image. He explains what he saw when he entered the photo scene, why he took the picture and how he set up the photo. In several of the images Jack will show you how he took the picture then recomposed the picture to add impact. The photographer also explains, when faced with a challenge, how he approached the scene to secure the image.

At first glance I was disappointed because I did not see any technical camera information. I was relieved to find this information in the back of the book organized by the page number of the image. You will find the camera make and model, and the camera settings. This is a volume any serious photographer should have for study and enjoyment.



Topics include: framing, light and shadows, lines, negative space, illusion, design, direction, and juxtaposition



September Image of the Month

Each month the editor chooses an image taken by one of the DCC's members and presents it as the ***Image of the Month***. The images will be taken from the monthly contest winning entrees, from images submitted for TTL cover consideration or from any DCC member who chooses to send the editor an image as an attachment to an email. Use the standard DCC competition image parameters. The image may be in portrait or landscape orientation.

Michael Blachly

The Western Frontier



September Image of the Year

Each Year the editor chooses an image taken by one of the DCC's members and presents it as the ***Image of the Year***. The images will be taken from the monthly contest winning entrees, from images submitted for TTL cover consideration or from any DCC member who chooses to send the editor an image as an attachment to an email. Use the standard DCC competition image parameters. The image may be in portrait or landscape orientation.

Mike Hill

Dusting Off After Mud Bath




Monochrome Prints



Beginners
David Boomstein
Guitar Player

Advanced
Sunil Mehta
Inner Sanctum



Masters
Alan Whiteside
Waiting

Color Prints



Beginners
David Boomstein
Purple Flower



Advanced
Sharon Collins
Pipe Dreams



Masters
Steve Donovan
Lone Surfer

Projected Images



Beginners
Sam Lucas
Bird Island Babies



Advanced
Dalis Foglia
Don't Touch My Stick



Masters
Rolando Solis
Small Waterfall in Autumn

Calendar & Notices

December 2-10 - Hanukah

December 9 Turn in Competition Images

December 11 DCC Meeting

December 18 - DCC Holiday Party

December 25 - Christmas

December 31 - New Year's Eve

January 1 - New Year's Day

January 13 & 27 Turn in Competition images

January 19 Field Trip - Bosque del Apache

January 15 & 29 DCC Meetings



Some of the Best Photographic Sites - December

Jerry Martin

Weeks 1 and 2: Bosque del Apache National Wildlife Refuge, New Mexico. This bird sanctuary provides the best winter wildlife photography in the West. Expect to see Sandhill cranes, deer, bald eagles, and numerous waterfowl.

Week 2 Dallas Heritage Village—2 nights open

Weeks 3 and 4: White Sands, New Mexico. While it is possible to go anytime of year, there are fewer people at this time of year and less wind in December.


See Great American Photography Weekend (GAPW) for dates and places of other photographic destinations. See Lepp #1 and 2, 1998 issues

December 2018

Sun	Mon	Tue	Wed	Thu	Fri	Sat
						1
2	3	4	5	6	7	8
9	10	11	12	13	14	15
16	17	18	19	20	21	22
23	24	25	26	27	28	29
30	31					

January 2019

Sun	Mon	Tue	Wed	Thu	Fri	Sat
		1	2	3	4	5
6	7	8	9	10	11	12
13	14	15	16	17	18	19
20	21	22	23	24	25	26
27	28	29	30	31		



The PSA Conference will take place from Sunday, September 22, 2019 through September 28, 2019. The Conference Hotel is the Centennial Hotel, Spokane, 303 W North River Dr., Spokane, WA 99201

Classified Ads

FREE - Canon LUCIA PGI Ink Tanks for Pro 9500 and Pro 9500 Mark II printers. One box of Ink value pack, includes all ten colors plus 4 additional colors, in there hermitically sealed packaging. Retail over \$145. Gary Cowles 214-866-0211.

Sony A7 R III mirrorless camera body (only), 5 months old - \$2400. New Sony A 7 R III sells for \$2998. This model is currently back ordered. Includes an extra battery. Harry Rumberger 214-348-8869 or email - hajabj@aol.com . (Sept 2018)



Sell your unused camera equipment and accessories by advertising on this page. There is no cost to DCC members for any ads.

For non-members the cost of an ad is \$150/year

Send ad copy & images to Navigato@aol.com

Classified Ads

COMPETITIVE CAMERAS LTD.

Competitive Cameras stocks
the latest and best photographic brands!

Monday – Friday: 9:00 A.M. to 5:00 P.M.
Saturday – 9:00 A.M. to 4:00 P.M.

2025 Irving Blvd #107 ~ Dallas, TX 75207
Call 214-744-5511 or Toll Free 1-800-688-0211

sales@competitivecameras.com
www.competitivecameras.com



**Photo Tours
& Workshops**
for the Naturally Curious™

Jeff Parker
Explore in Focus™

(512) 378-3355
ExploreinFocus.com

arlingtoncamera.com



**Expert
TOOLS & ADVICE**

The Biggest Little Camera Store In Texas

RED RIVER PAPER
Premium Photographic Inkjet Papers

Choice

Photo inkjet papers
Inkjet greeting cards
Hard to find sizes
Epson Canon inks

Compatible with Epson
Canon & HP printers

Savings

You save up to
50% over retail
brand prices

Also more affordable than
many internet brands

Service

Fast shipping
Friendly staff
Expert tech support

214-637-0029
customerservice@redriverpaper.com

www.redriverpaper.com

**The Images and original articles
in the TTL Newsletter are copy-
right protected and may not be
reproduced without permission.**





JOIN PHOTOGRAPHIC SOCIETY OF AMERICA



Best Views of the Trinity River

Location 1

Upper and Lower Chain of Wetlands

Take I-45 South to Loop 12 East; go 1/16 of a mile; look for the bridge on the left to enter the wetland area.

Wetlands construction for the Trinity River Corridor Project is underway and will improve floodwater conveyance and benefit wildlife. When completed, seven wetland cells will make up the 170-acre Chain of Wetlands extending four miles from Cedar Creek to Loop 12.

Location 2

Trinity River Audubon Center

6500 South Loop 12
Dallas, Texas 75217

The Trinity River Audubon Center is only a few miles from downtown Dallas. The center is the flagship for Audubon's education initiatives in Texas and is designated a "green" building for energy conservation and sustainability. Exhibits feature ecological and cultural themes and provide direct access to nature viewing, hiking, picnicking and canoeing.

Location 3

Trinity Overlook

110 W. Commerce St. (at Beckley)
Dallas, Texas 75209

Attractive signage at the Trinity Overlook provides information on the Trinity River Corridor Project, the Trinity Lakes Park and the two bridges -- the Margaret Hunt Hill and Margaret McDermott -- designed by renowned architect and engineer Santiago Calatrava.

Location 4

Great Trinity Forest

3000 Municipal
Dallas, Texas 75215
or
7000 Bexar Street
Dallas, Texas 75215

The 6,000 acre Great Trinity Forest is the largest urban bottomland, hardwood forest in the United States. It contains a collection of more than 70 "trophy trees".

Location 5

Margaret Hunt Hill Construction

Beckley@Continental Avenue Bridge

Construction is now underway for the Margaret Hunt Hill Bridge the first major signature bridge to be constructed across the Trinity River Corridor. The bridge will link West Dallas and North Oak Cliff with downtown Dallas. The bridge will span Industrial Boulevard and connect to Woodall Rodgers over I-35. The bridge is projected for completion in mid-2011.


Location 6

Trinity River

Trammel Crow Park

3700 Sylvan Avenue
Dallas, Texas 75207
(River access at boat launch)

The Trinity River is 715 miles long and is the largest river basin that begins and ends Texas. This natural resource sits in the center of downtown Dallas.



Officers, Directors & Managers



Field Trip Director

Gary Kelly
gpkelly@sbcglobal.net

Historian

Steve Reeves
steve@makeshiftphoto.com

Project Managers

House Manager

Don Haig
Donhaig@gmail.com

Website

Dallascameraclub.org

Study Groups & Mentoring Project

Frank Richards
f-Richards@sbcglobal.net

Bird Competition

Dennis Fritsche
dennisfritsche@verizon.net

Website Manager

Houston Brown
Houston@hbip.com

Resource Center

Barbara Briley
odette646@icloud.com

Outside Competitions

Steve Hawiszczak
Shawis@att.net

Club Photographer

Virginia Sumrall
vsumrall@airmail.net

GSCCC Projected

Jan Dreskin-Haig
janhaig@gmail.com

GSCCC Prints

Jan Dreskin-Haig
janhaig@gmail.com

PSA Representative

Jay Hoppenstein, MD
Navigato@aol.com

Board of Directors

President

Kaye Hargis
khargis@tx.rr.com

Past President

Steve Reeves
steve@makeshiftphoto.com

President Elect

Mike Hill
r.mike.hill@verizon.net

Secretary

Barbara Briley
Donhaig@gmail.com

Treasurer

Adela Rochier
Adela@grandecom.net

Newsletter Editor

Jay Hoppenstein, MD
Navigato@aol.com

Directors

Program Director

Kay Hale
khale45@verizon.net

Competition Director

Jim Walsh
jim.walsh2006@att.net

Communication Director


Jay Hoppenstein, MD
Navigato@aol.com

Education Director

Dennis Fritsche
dennisfritsche@verizon.net

Membership Director

Sharon Collins
erinlinncurry@gmail.com





Dallas Camera Club

Visitors are always welcome.

**DCC meets the 2nd and 4th
Tuesdays of every month.**

(No Meeting on December 25 This Month)

in **Shearith Israel Synagogue** located at
9401 Walnut Hill Lane, Dallas, Texas, in the
Toplitz Room.

Directions: From Northwest Hwy turn North on
Douglas Ave. Drive about 1 mile and turn left into
the North parking lot just before Walnut Hill Lane.

From Walnut Hill Lane driving West, turn South onto
Douglas Ave just before the Toll Way, drive about
100 yards and turn right into the North parking lot.

Follow the walkway into the building from the park-
ing lot, enter the foyer and ask the information per-
son at the desk to be directed to the Toplitz Room.

Free

Pre-meeting tutorials - 6:15 to 7:15 PM

Meetings begin at 7:30 PM & end at 9:30 PM.

**On the second Tuesday of the month competition
entries from the previous month are judged.**

**On the fourth Tuesday of the month a guest
speaker delivers a presentation. Monthly, field
trip Audio-Visual programs may be shown at any
meeting.**

Guests are always Welcome

www.dallascameraclub.org

Thru The Lens

December 2018

Volume 84 No. 12



To Promote the Art of Photography & Showcase the Images of DCC's Members

Editor - Jay Hoppenstein, MD, FDCC
Navigato@aol.com