

# *Thru The Lens*

January 2019

Volume 85 No. 1

*To Promote the Art of Photography & Showcase the Images of DCC's Members*



Editor - Jay Hoppenstein, MD, FDCC  
Navigato@aol.com

# Notices - TTL Staff & Index

## New Column - Q & A

A new column has been introduced last month entitled, **Q & A - Photographic Questions**. This will be a place where the questions of the DCC members may be asked on any subject relating to photography.

It will be also a place that DCC members may offer answers to questions posed by DCC members.

Send your Q & A to Navigato@aol.com and put DCC Q&A in the subject line so that it can be distinguished from spam. Include your name and any images that are pertinent to the subject.



## Inside this issue:

Left click on the TEXT in the Index and you will be taken to that page

<a href="#">Notices, Index &amp; Staff</a>	2-3
<a href="#">Plano Photography Class Courses</a>	3
<a href="#">GSCCC Convention Poster</a>	4
<a href="#">Out of Focus - New Christmas Poem</a>	5
<a href="#">DCC Pre-meeting Classes</a>	6
<a href="#">Snapshots Jerry Martin Book Reviews</a>	7
<a href="#">January Guest Speaker - Kay Hale</a>	8-10
<a href="#">Q&amp;A - New Column</a>	11
<a href="#">Image of the Month</a>	12
<a href="#">November Competition Winners</a>	13-15
<a href="#">Calendar &amp; Notices</a>	16
<a href="#">Ads, Officers and Meeting Dates</a>	17-21

HAPPY NEW YEAR

## Thru The Lens Staff

Cameraon Raw	Quality Control
Folk Al Plane	Focus Groups
Donna Blame Me	Equipment Malfunction
Dia Fram	PG Ratings
Trey Pod	Sharpness Czar
Newt R.L. Density	Lighting Control
Memo Ray	Archives
Folk Al Length	Long Range Planning
Lyndsey Cap	Security
Sara Bellum	Intellectual Property



## Front Cover Image

*Shiprock*

Frank Richards



## Back Cover Image

*The Catch*

Jay Hoppenstein



## Plano Photography Club Class Jan 17

**SPECIAL Notice.** Bud Mallar of the Plano Photography Club offers a very popular and informative *Photography Fundamentals* class. Bud is opening this to members of the Dallas Camera Club. This class takes you through using your camera to processing your images in Lightroom. This is a great benefit to those new to photography and is a valuable refresher for old hands. Bud presents the material in an approachable manner that will jump start your artistic journey. These classes meet

twice a month - once for 1 hour and once for 2 hours. See the following for details, dates, and contact information for Bud.

### Photography Fundamentals Study

#### Group led by Bud Mallar

The purpose of this Study Group is to provide a basic understanding of photography to enhance the participants' ability to capture technically 'better' images, be more creative, to determine what 'equipment' they need and to use various software platforms to display and/or enhance their photographs.

This group, limited to the first 6 participants signing up, will meet every two weeks on a Thursday night for a total of six times (dates and times below can be adjusted for holidays, logic and/or common sense) at the West Plano Presbyterian Church be-

ginning Jan 17<sup>th</sup>, 2019. Participation in all sessions is essential as 'make up' opportunities are limited and most of the sessions build upon prior sessions 'information.'

The group will participate in lectures, discussions, workshops and sharing images in the following areas:

1. Things the participants can do on their own to become better photographers. **One hour beginning at 6:00 pm on Jan 17th**  
2. Use of shutter speed and f/stop for better exposures, enhanced creativity and dealing with difficult lighting situations. **Two hours beginning at 7:00 pm on Feb 7th**



3. What are all those settings and buttons on your camera, what they do, and how to use them. **One hour beginning at 6:00 pm on Feb 21st.**  
4. The equipment (lenses, filters,

spares, personal items, etc.) which should be in a 'camera bag' - why and how to use them. **Two hours beginning at 7:00 pm on Mar 7th**

5. Rules and ideas on composition. **One hour beginning at 6:00 pm on Mar 21<sup>st</sup>.**

6. A hands on orientation to Lightroom to enable simple editing by the participants and ways to spend less time post-processing. **Two hours beginning at 7:00 pm on Apr 4th**

If you are interested in joining this Study Group, please sign up with or direct any questions to Bud Mallar at [bmallar@yahoo.com](mailto:bmallar@yahoo.com)

Dennis Fritsche  
Director of Education

## About the Photographic Society of America (PSA)

The Photographic Society of America (PSA) is a worldwide organization providing a wide range of services that promote photography and benefits to its members. Individual members can participate in competitions, study groups and on-line [education programs](#) designed to advance their photographic knowledge and skills. Competitions are held for clubs, councils, federations and chapters, also. [Member image galleries](#) are always available for viewing. An annual youth photography showcase, open to all students of high school age, is conducted as well. Opportunities for image analysis and critique as well as discounts for both hardware and software products are available for all members. In addition to special access to a Member's Only area on this dynamic and informative website, every member receives the high-quality *PSA Journal* each month.



Dallas Thru The Lens

## GULF STATES CAMERA CLUB COUNCIL CONVENTION - GSCCC

MAY 3-5, 2019 Registration <http://www.gulfstatesccc.org/convention-2019>

### LECTURES, FIELD TRIPS, TUTORIALS

FEATURING - Dallas Arboretum Field Trip, Deep Ellum, Gilley's Smokehouse BBQ Buffet

### Places of Interest

Dallas Arts District - Fossil Rim - Heritage Village - Bush Museum - Fair Grounds - Cinco de Mayo - Dallas & Ft. Worth Zoos - Kennedy Museum - West End

### SPEAKERS

Eleanore Avery

Erwin Lightstone

Cathy Adams

Clark Mike Mezeul II

Noel Kerns

Don Russell

### SPONSORS

Competitive Camera,

Arlington Camera,

Red River Paper

[HTTP://WWW.GULFSTATESCCC.ORG/CONVENTION-2019/](http://www.gulfstatesccc.org/convention-2019/)



## Out of Focus - Jay Hoppenstein

### Christmas in Dallas

The evening was spent to  
our great delight  
No sound to be heard nor  
even a sight  
Of a sleigh on the roof  
Or the crunch of a hoof.

We, each in our chairs  
with the fireplace aglow  
The remains of a pizza left  
only burnt dough  
We shared a glass without  
any strife  
As we watched, again *It's a  
Wonderful Life*.

And if that weren't enough  
We could not resist  
To see once more  
*Die Hard* with Bruce Willis.

Quietly, the evening to an  
end wore on  
One retired, worked the  
other till dawn  
An email here, a Photo-  
shop there  
Finally to bed without any  
care.



The morning arrived  
bright, cold and quite clear  
Smoke on our breaths a  
chill in the air  
Up blew the wind, briskly  
my Dear  
Caused our eyes to water  
as if shed a tear.

It's Christmas Day  
Throughout the world  
Peace be promised,  
If only it could.

So to you in East and the  
Southwest  
Recall your friends and  
those you love best.  
For us we wish you the  
merriest of days.  
We long to be there what  
more can I say?

## PSA Member Benefits

- *PSA Journal* full-color monthly magazine (mailed & online) and annual *Who's Who in Photography* publication
- Opportunity to submit articles for potential publication in the *PSA Journal* which is written by and for members
- Three noncommercial ads each year (no more than 5 lines or 175 characters) in the *PSA Journal* at no cost
- Access to My PSA free web site services (e.g., Image Evaluation, Mentors, Consultants, resource links, up-to-date product and book reviews)
- Free online Individualized Photography Course, Advanced Photography Course, and Image Analysis Course
- Free Study Groups: online for digital images and via mail for prints
- Free services (e.g., Species Identification Service, Photo Travel Planning Service, Digital Product Information)
- Annual Conference with workshops, field trips, photo shoots, and featured speakers at reduced registration fee
- Listing in and access to online Membership List following login
- Publication of photos on the PSA web site (e.g., a photo in the New Member Gallery on joining, in the Show Your Stuff Gallery on renewing for year two, and in ROPA Galleries following receipt of a PSA Distinction)
- Creation of a personal photo gallery on the PSA web site for posting up to twenty (20) images and a biography

## Pre-Meeting Classes - Open to All DCC Members

### Classes available on January 8

**New Member Orientation (Jerry Martin)**

**1-2-3 Compete (Frank Richards)**

**Developing a Critical Approach to Looking at Photographs (Larry Petterborg)**

**Envisioning Your Final Photo (Alan Whiteside)**

Class details are available here <http://www.dallascameraclub.org/pre-meeting-classes/>

If you are interested in 1-2-3 Compete or Envisioning Your Final Photo, **send an email to the instructor.**

### Class Descriptions

#### NEW MEMBER ORIENTATION

Where: Main meeting room

Description:

This class is HIGHLY recommended for new members. The DCC offers a lot of activity which can be quite confusing to new members. This class will help to navigate the events.

If you wish to attend this class, simply show up before the meeting before 6:15PM.

#### 1-2-3 Compete

Where: Room 18

Sign-up: email to [richards@sbcglobal.net](mailto:richards@sbcglobal.net)



[phillipmartin.info](http://phillipmartin.info)

Description: Club members who compete are generally more engaged and remain active in the club for longer. Some members don't compete because they don't like the concept while others lack the confidence to compete and receive feedback or they simply don't know how the process works. This class is aimed at preparing people to start competing in May 2019.

Developing a Critical Approach to Looking at Photographs

Where: Aaron Youth Center (AYC)

Description: This Course is Designed to Help Students: 1) Critically look at and think about photographs, 2) To articulate their responses to the photographs viewed, and 3) To understand that judging a club photo contest is primarily a quantitative (scoring, ranking etc.) process the differs substantially from the qualitative nature of art criticism. It is hoped that students will be able to develop critical analytical skills that contribute to improvements in the photographs they subsequently make.

#### Envisioning Your Final Photo

#### to: Principles and Decisions

Where: Room 11

Sign-up: email to [awhiteside2744@tx.rr.com](mailto:awhiteside2744@tx.rr.com)

Description: This class will be focused on a thoughtful approach to capturing an image and some workflow decisions/considerations to fulfill your initial expectations as much as possible. While not a software editing class, the results of software enhancements made to RAW photos will be used as examples of moving toward the initial vision. The class requires submitting images and discussing the thought process for creating them, as well as explaining enhancements made to achieve final images.

Two goals for participants: be able to (1) describe what's in your mind's eye for the final output prior to taking the photo and (2) enhance the initial capture to approximate your initial vision.

**Dennis Fritsche**  
Education Director

## *SnapShots - Jerry Martin - Book Review*

### ***One Flash! Great Photography with Just One Light***

**By Tilo Gockel**

#### **Review by: Jerry Martin**

The author, Tilo Gockel, has an earned PhD in image processing and is a professor in Germany.

The first 51 pages effectively set the stage for the rest of this excellent book. Tilo begins with the statement that flash photography is essentially about either cutting out the ambient light or combining it into the overall lighting of an image.

From that point he describes and illustrates eliminating ambient light and combining ambient light in an image. He then continues into some foundational technical aspects of lighting.

In a very practical way Tilo describes the equipment he uses and why he uses the equipment to get the best effect in his images. I like the fact that his equipment list includes some value (less expensive) equipment. This includes low-cost non-TTL flashes as well as



TTL flashes. Tilo not only lists all the equipment but he includes photos of them. The list includes the camera body, flash units, three lenses, flash umbrella and wireless flash controllers.


The book is filled with excellent illustrations from setting up the photo shoot, camera equipment set up, before and after images to the processing of the image in Photo Shop. What I think is especially helpful are the detailed notations of the camera, camera lens used,

camera settings, white balance used, and flash settings.

The twenty-six workshops cover everything from photographing people, products and food. You will learn to take the flash off the camera's hot shoe to take more pleasing and creative flash camera images. He also describes how he uses reflectors and diffusers. The workshops are organized into four primary categories which include: people, objects, food and drink and Unique techniques.

## *Kay Hale - January Guest Speaker*

### **Impact in Photography Presenter: Kay Hale**



Potter Stewart, a Supreme Court Judge, memorably said that he could not say

what obscenity was, but he knew it when he saw it. Perhaps the same could be said about Impact in photography. Both involve a “wow” sense of surprise upon seeing for the first time. Both have a way of catching your eye, are striking in appearance, and are seen to be out of the ordinary. Each often invites “taking a longer look.”

According to Dennis Fritsche, the three most important factors to judge a photograph are IMPACT, IMPACT, and IMPACT. Impact can take many forms. Color, composition, emotion, light, subject matter, uniqueness, and simplicity are just some of the elements that are involved in impact. How to make greater impact with your photographs is the goal of this program.

My first camera was a gift for my 16th birthday. It was a used camera with a

fixed lens of approximately 40mm, and had a “very sharp lens,” according to the salesman. The primary subject matter for my photography was the people in my life. It was my camera for about twelve years. A Minolta SRT 101 was my first “real camera” which lasted approximately sixteen years. In 1989 I purchased a Nikon 8008, which had the advantage of having autofocus. Soon, a zoom lens and tripod were added. Clearly an increase in my interest in photography was occurring.

I first attended the Dallas Camera Club in the spring of 1979 and went to 2 or 3 meetings at the Coca Cola Bottling Company, but did not join. I had other priorities in my life then. Formal membership in the DCC occurred in 1989. Attending the camera club, workshops, and programs in photography began occurring in my life. Saying that, for




*(Continued on page 9)*

*(Continued from page 8) Kay Hale*

many years my attendance at the camera club was erratic.

In 2009 I purchased my first digital camera, a Nikon D90. Once I made that purchase my involvement with the camera club greatly increased. For approximately the last ten years I have attended approximately 80-90% of the meetings. In 2010 participation in the monthly competitions began. In 2012 I became program chairperson for the camera club, which is a position I thoroughly enjoyed. In 2015-2016, I won the yearlong contest in projected images in the master's class. Over the last four years I have won eleven ribbons at the annual State Fair of Texas Photo Contest. Photography has become a very important part of my life.

The camera club has been an excellent educational experience. Classes with Steve Reeves, Frank Richards, and Dennis Fritsche have all been very helpful. The whole process that is involved in the monthly competitions has been extremely beneficial, and it has forced me to learn some things I might not have learned otherwise. I have benefited certainly from some of the classes that I have taken, profited from the monthly programs, enjoyed many of the field trips organized by Gary Kelly, and become a better photographer, thanks much to what I have gained from the variety of experiences in the Dallas Camera Club.



*(Continued on page 10)*

*(Continued from page 9) Kay Hale*



## Q & A - Photographic Questions

### Q & A – Questions Members Ask

A new column has been created in the TTL to be a site for questions, relating to Photography, to be asked and answered. We all have questions large and small, simple and complex. The Internet and, especially, YouTube can be a lush resource; however, many answers to our questions can be answered by the knowledgeable members of the DCC.

When DCC members submit a question will be published in the next issue. The answers will be published

Though this is not the quickest method to obtain immediate answers to photographic questions, it does attract quite often, many of us have the



tion to the editor of the TTL ([Navigato@aol.com](mailto:Navigato@aol.com)) it month's issue to illicit an answer from DCC members as soon as the question has been answered.

method to obtain immediate answers to photographic interest from all who see the question because, same unanswered question.

The first is from Sharon Collins and is listed below. If you have an answer to her question or a question of our own, email me, [Navigato@aol.com](mailto:Navigato@aol.com) (please put DCC Q&A in the subject line to distinguish it from spam)

#### Sharon Collins – Large File Sizes Creating Panos ???

As I've grown as a photographer, I'm purposely shooting more scenes to create panoramas in PS, often composing 3-15 photos into one finished image. The issue is that my file sizes end up being over a GB, often over 2GB.

I have many of these panos on my pc and I believe they are negatively impacting pc performance. I have begun reducing image size down to 24-30 inches wide and this typically reduces file size by half. I also notice that even in non-panos if I have several layers the file size can get approach 1GB. I don't like going in and removing layers but it seems that's the only way to reduce file size unless I change the di-

mensions.

I'm wondering what other folks in our club use as strategies to deal with this issue. Might this be a subject for an article? Or can we have an "ask the master" column where members can submit a question and see answers in future issues of the newsletter? Just a thought. Might be too problematic to execute.

As for me and my problem I might be missing something but I think these are my alternatives:

- 1) Manually reducing image size in panos and deleting layers in files over 1GB
- 2) Get more RAM (I have 16GB and right now it shows 2.84 left)
- 3) Exporting (permanently) files that exceed 1GB to an external drive

Appreciate your thoughts on the subject. Include any other person you think might have an opinion.  
[sharonlynnphotography@yahoo.com](mailto:sharonlynnphotography@yahoo.com)



## *September Image of the Month*

Each month the editor chooses an image taken by one of the DCC's members and presents it as the ***Image of the Month***. The images will be taken from the monthly contest winning entrees, from images submitted for TTL cover consideration or from any DCC member who chooses to send the editor an image as an attachment to an email. Use the standard DCC competition image parameters. The image may be in portrait or landscape orientation.

### **Alan Whiteside** *Waiting*



## *Monochrome Prints*



**Beginners**  
**Lola Laird**  
*Hill of Sacrifice,  
Normandy*



**Advanced**  
**Hugh Adams**  
*Japanese Garden  
Ferns*



**Masters**  
**Larry Peterborg**  
*Dogwood Trio*

## Color Prints



**Beginners**  
**David Boomstein**  
*Monarch Butterfly*



**Advanced**  
**John Fowler**  
*New Mexico Fall Colors*



**Masters**  
**Kaye Hargis**  
*Country Road, Cade's Cove*

## *Projected Images*



**Beginners**  
**Sunhee Kim**  
*TX Windmill Under  
StarryNight*



**Advanced**  
**Phil Wirth**  
*Deng Shi*



**Masters**  
**Michael Farnham**  
*Dominance*

## Calendar & Notices

January 1 - New Year's Day

January 13 & 27 Turn in Competition images

January 19 Field Trip - Bosque del Apache

January 15 & 29 DCC Meetings

February 10, 24 - Turn In Competition Images

February 12, 26 DCC Meetings

February 14 - Valentine's Day




### January 2019

Sun	Mon	Tue	Wed	Thu	Fri	Sat
		1	2	3	4	5
6	7	8	9	10	11	12
13	14	15	16	17	18	19
20	21	22	23	24	25	26
27	28	29	30	31		

### February 2019

Sun	Mon	Tue	Wed	Thu	Fri	Sat
					1	2
3	4	5	6	7	8	9
10	11	12	13	14	15	16
17	18	19	20	21	22	23
24	25	26	27	28		



The PSA Conference will take place from Sunday, September 22, 2019 through September 28, 2019. The Conference Hotel is the Centennial Hotel, Spokane, 303 W North River Dr., Spokane, WA 99201

## Classified Ads

**FREE - Canon LUCIA PGI Ink Tanks** for Pro 9500 and Pro 9500 Mark II printers. One box of Ink value pack, includes all ten colors plus 4 additional colors, in there hermitically sealed packaging. Retail over \$145. Gary Cowles 214-866-0211.

**Sony A7 R III** mirrorless camera body (only), 5 months old - \$2400. New Sony A 7 R III sells for \$2998. This model is currently back ordered. Includes an extra battery. Harry Rumberger 214-348-8869 or email - hajabj@aol.com . (Sept 2018)



Sell your unused camera equipment and accessories by advertising on this page. There is no cost to DCC members for any ads.

For non-members the cost of an ad is \$150/year

Send ad copy & images to Navigato@aol.com

## Classified Ads

### COMPETITIVE CAMERAS LTD.

Competitive Cameras stocks  
the latest and best photographic brands!

Monday – Friday: 9:00 A.M. to 5:00 P.M.  
Saturday – 9:00 A.M. to 4:00 P.M.

2025 Irving Blvd #107 ~ Dallas, TX 75207  
Call 214-744-5511 or Toll Free 1-800-688-0211

sales@competitivecameras.com  
www.competitivecameras.com



**Photo Tours  
& Workshops**  
for the Naturally Curious™

**Jeff Parker**  
Explore in Focus™

(512) 378-3355  
ExploreinFocus.com

arlingtoncamera.com



**Expert  
TOOLS & ADVICE**

The Biggest Little Camera Store In Texas

**RED RIVER PAPER**  
Premium Photographic Inkjet Papers

#### Choice

Photo inkjet papers  
Inkjet greeting cards  
Hard to find sizes  
Epson Canon inks

Compatible with Epson  
Canon & HP printers

#### Savings

You save up to  
**50%** over retail  
brand prices

Also more affordable than  
many internet brands

#### Service

Fast shipping  
Friendly staff  
Expert tech support

214-637-0029  
customerservice@redriverpaper.com

www.redriverpaper.com

**The Images and original articles  
in the TTL Newsletter are copy-  
right protected and may not be  
reproduced without permission.**





# JOIN PHOTOGRAPHIC SOCIETY OF AMERICA



## Best Views of the Trinity River

### Location 1

#### Upper and Lower Chain of Wetlands

Take I-45 South to Loop 12 East; go 1/16 of a mile; look for the bridge on the left to enter the wetland area.

Wetlands construction for the Trinity River Corridor Project is underway and will improve floodwater conveyance and benefit wildlife. When completed, seven wetland cells will make up the 170-acre Chain of Wetlands extending four miles from Cedar Creek to Loop 12.

### Location 2

#### Trinity River Audubon Center

6500 South Loop 12  
Dallas, Texas 75217

The Trinity River Audubon Center is only a few miles from downtown Dallas. The center is the flagship for Audubon's education initiatives in Texas and is designated a "green" building for energy conservation and sustainability. Exhibits feature ecological and cultural themes and provide direct access to nature viewing, hiking, picnicking and canoeing.

### Location 3

#### Trinity Overlook

110 W. Commerce St. (at Beckley)  
Dallas, Texas 75209

Attractive signage at the Trinity Overlook provides information on the Trinity River Corridor Project, the Trinity Lakes Park and the two bridges -- the Margaret Hunt Hill and Margaret McDermott -- designed by renowned architect and engineer Santiago Calatrava.

### Location 4

#### Great Trinity Forest

3000 Municipal  
Dallas, Texas 75215  
or  
7000 Bexar Street  
Dallas, Texas 75215

The 6,000 acre Great Trinity Forest is the largest urban bottomland, hardwood forest in the United States. It contains a collection of more than 70 "trophy trees".

### Location 5

#### Margaret Hunt Hill Construction

Beckley@Continental Avenue Bridge

Construction is now underway for the Margaret Hunt Hill Bridge the first major signature bridge to be constructed across the Trinity River Corridor. The bridge will link West Dallas and North Oak Cliff with downtown Dallas. The bridge will span Industrial Boulevard and connect to Woodall Rodgers over I-35. The bridge is projected for completion in mid-2011.


### Location 6

#### Trinity River

#### Trammel Crow Park

3700 Sylvan Avenue  
Dallas, Texas 75207  
(River access at boat launch)

The Trinity River is 715 miles long and is the largest river basin that begins and ends Texas. This natural resource sits in the center of downtown Dallas.



# Officers, Directors & Managers



## Field Trip Director

Gary Kelly  
gpkelly@sbcglobal.net

## Historian

Steve Reeves  
steve@makeshiftphoto.com

## Project Managers

### House Manager

Don Haig  
Donhaig@gmail.com

## Website

Dallascameraclub.org

### Study Groups & Mentoring Project

Frank Richards  
f-Richards@sbcglobal.net

### Bird Competition

Dennis Fritsche  
dennisfritsche@verizon.net

### Website Manager

Houston Brown  
Houston@hbip.com

### Resource Center

Barbara Briley  
odette646@icloud.com

### Outside Competitions

Steve Hawiszczak  
Shawis@att.net

### Club Photographer

Virginia Sumrall  
vsumrall@airmail.net

### GSCCC Projected

Jan Dreskin-Haig  
[janhaig@gmail.com](mailto:janhaig@gmail.com)

### GSCCC Prints

Jan Dreskin-Haig  
[janhaig@gmail.com](mailto:janhaig@gmail.com)

### PSA Representative

Jay Hoppenstein, MD  
Navigato@aol.com

## Board of Directors

### President

Kaye Hargis  
khargis@tx.rr.com

### Past President

Steve Reeves  
steve@makeshiftphoto.com

### President Elect

Mike Hill  
r.mike.hill@verizon.net

### Secretary

Barbara Briley  
Donhaig@gmail.com

### Treasurer

Adela Rochier  
Adela@grandecom.net

### Newsletter Editor

Jay Hoppenstein, MD  
Navigato@aol.com

## Directors

### Program Director

Kay Hale  
khale45@verizon.net

### Competition Director

Jim Walsh  
[jim.walsh2006@att.net](mailto:jim.walsh2006@att.net)

### Communication Director


Jay Hoppenstein, MD  
Navigato@aol.com

### Education Director

Dennis Fritsche  
dennisfritsche@verizon.net

### Membership Director

Sharon Collins  
[erinlinncurry@gmail.com](mailto:erinlinncurry@gmail.com)





## ***Dallas Camera Club***

*Visitors are always welcome.*

**DCC meets the 2nd and 4th  
Tuesdays of every month.**

**(No Meeting on December 25 This Month)**

in **Shearith Israel Synagogue** located at  
9401 Walnut Hill Lane, Dallas, Texas, in the  
**Toplitz Room.**

**Directions:** From Northwest Hwy turn North on  
Douglas Ave. Drive about 1 mile and turn left into  
the North parking lot just before Walnut Hill Lane.

From Walnut Hill Lane driving West, turn South onto  
Douglas Ave just before the Toll Way, drive about  
100 yards and turn right into the North parking lot.

Follow the walkway into the building from the park-  
ing lot, enter the foyer and ask the information per-  
son at the desk to be directed to the Toplitz Room.

**Free**

**Pre-meeting tutorials - 6:15 to 7:15 PM**

**Meetings begin at 7:30 PM & end at 9:30 PM.**

**On the second Tuesday of the month competition  
entries from the previous month are judged.**

**On the fourth Tuesday of the month a guest  
speaker delivers a presentation. Monthly, field  
trip Audio-Visual programs may be shown at any  
meeting.**

**Guests are always Welcome**

***[www.dallascameraclub.org](http://www.dallascameraclub.org)***

# *Thru The Lens*

January 2019

Volume 85 No. 1



 **DALLAS**  
CAMERA CLUB  
Inspiring Photographers Since 1934

*To Promote the Art of Photography & Showcase*

Editor - Jay Hoppenstein, MD, FDCC  
Navigato@aol.com