High ISO Noise

Sequence shot with Canon 5D

ISO 400



ISO 25600



ISO 400 Detail

ISO 800 Detail

ISO 1600 Detail



ISO 3200 Detail



ISO 6400 Detail



ISO 12800 Detail



ISO 25600 Detail

ISO 25600 Luminance Noise

ISO 25600 Luminance Noise (Color Noise Reduction)



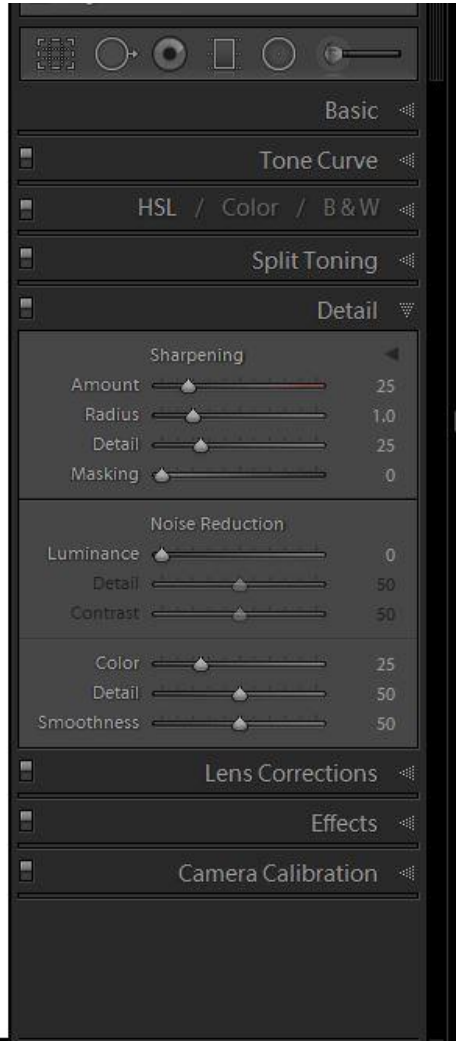

ISO 25600 Color Noise

ISO 25600 Color Noise (Luminance Noise Reduction)



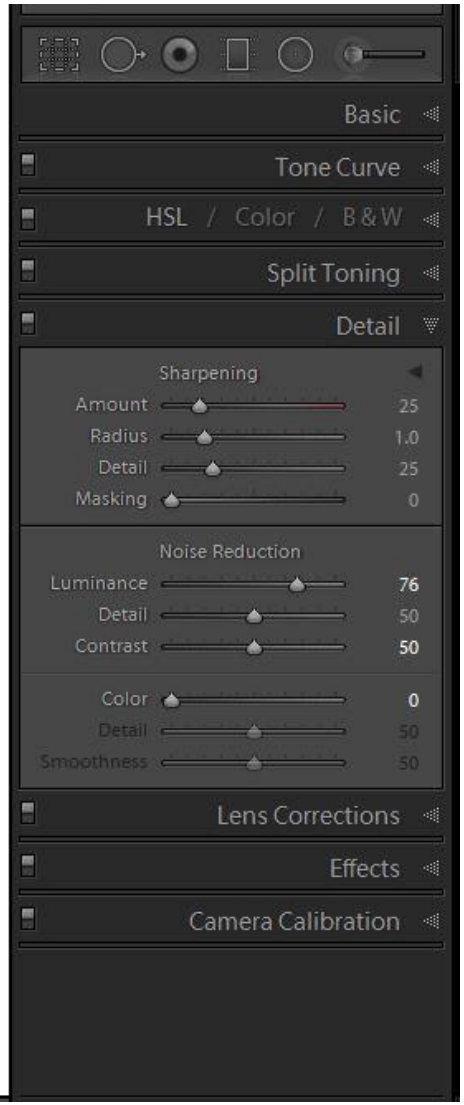

ISO 25600 with Luminance and Color Noise Reduction

ISO 25600 with Luminance and Color Noise Reduction



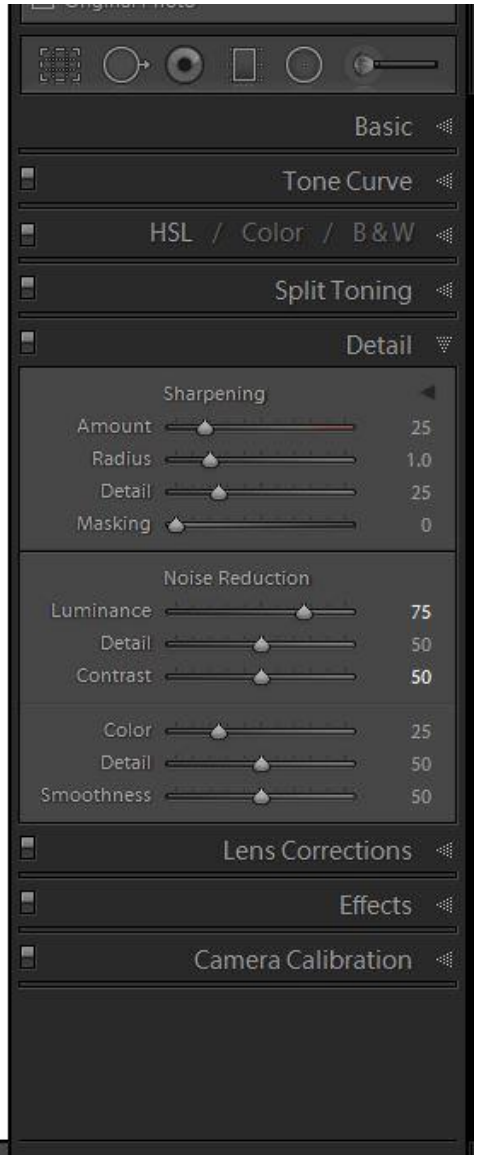

At what ISO does noise become problematic in your camera?

- Let's try a sequence of images change ISO for each shot. This is like what was demonstrated in the prior noise vs ISO images.
- Find a scene that has some surfaces without much texture that are medium to dark gray.
- Photograph this scene changing ISO in one stop increments (100, 200, 400, 800...).
- Look at these images at 1:1 (100% zoom) on your computer.
- At what ISO does noise become objectionable for your camera.