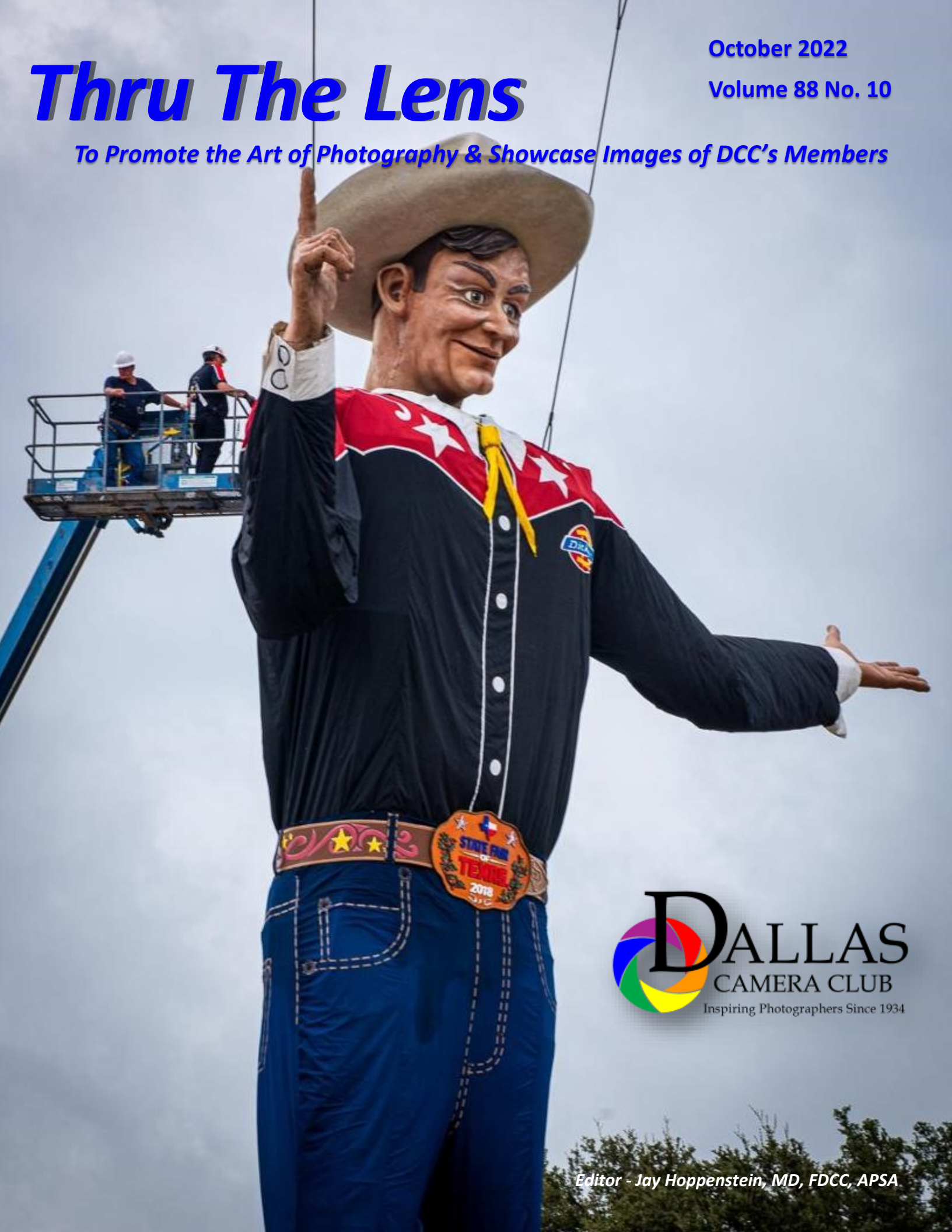


Thru The Lens

October 2022

Volume 88 No. 10

To Promote the Art of Photography & Showcase Images of DCC's Members



 **DALLAS**
CAMERA CLUB
Inspiring Photographers Since 1934

Editor - Jay Hoppenstein, MD, FDCC, APSA

Focal Point - Announcements



October 11
DCC
Meeting will
be held via
Zoom

DCC Print Collection for October 2022

Our Competition Meeting on Tuesday, October 11th will be conducted as a ZOOM session. The synagogue has religious functions that night and we will NOT be meeting in person at the synagogue.

Competition images must be submitted online as normal. The deadline is midnight Sunday October 9th.

For October only, here is the Print Collection Procedure:

ID	Step												
1	<p>Drop off Option 1 Members may drop off their prints at the Synagogue between 3:00 PM and 5:00 PM on Wednesday, October 12th. We will be in the north parking lot.</p> <p>Drop off Option 2 Members may deliver their print(s) to one of the following collection points on Saturday, October 8th or Sunday, October 9th between 9:00 AM and 8:00PM. It is not necessary to schedule your drop off, but you may if you wish.</p> <table border="1"><tr><th>Member</th><th>Address</th><th>Phone</th></tr><tr><td>Sam Lucas</td><td>1501 Palomino Carrollton, Tx 75007</td><td>832-585-6442</td></tr><tr><td>Jim Walsh</td><td>9506 Millridge Drive Dallas, Tx 75243</td><td>817-271-4095</td></tr><tr><td>Phil Wirth</td><td>4410 Lakehill Drive Rowlett TX 75089</td><td>214-232-3014</td></tr></table> <p>Drop Off Option 3 Find a friend who will be able to drop off the prints for you.</p> <p>Drop Off Option 4 Call me before Sunday, October 9th if you have not been able to drop off your print. I will try to assist.</p>	Member	Address	Phone	Sam Lucas	1501 Palomino Carrollton, Tx 75007	832-585-6442	Jim Walsh	9506 Millridge Drive Dallas, Tx 75243	817-271-4095	Phil Wirth	4410 Lakehill Drive Rowlett TX 75089	214-232-3014
Member	Address	Phone											
Sam Lucas	1501 Palomino Carrollton, Tx 75007	832-585-6442											
Jim Walsh	9506 Millridge Drive Dallas, Tx 75243	817-271-4095											
Phil Wirth	4410 Lakehill Drive Rowlett TX 75089	214-232-3014											
2	At member's houses, you will find a large plastic tote on the front porch. Place your prints inside the tote and replace the lid securely. (This will protect the prints from the weather.)												
3	On Thursday, October 13, you will receive an email with a list of all prints that have been collected. You MUST validate that your prints are in the competition.												

September and October prints will be returned at the November Competition Meeting.

If you have any questions, please send an email to Sam Lucas at SamHoustonLucas@aol.com

Thanks
Sam Lucas
DCC Competition Director

Table of Contents

Focal Point -Announcements	2
Calendar	3
Mike McLean - October Speaker	4-5
Click - How Did I Do It?	6-7
Gulf States CCC Winners	6-11
Nov. Guest Speaker - Frank Richards	12-13
September Field Trip - Arboretum	14-16
The "Bird" Dallas/Ft Worth Contest	17
DCC African Field Trip 2023	18
IOM - A M Gullick	19
August DCC Competition	20-22
Ads, Officers, Directors, Meetings	23-26



Front Cover Image

Big Tex

Jim Walsh



Back Cover Image

Details of a Thistle Blossom

Kaye Hargis



Calendar & Notices

DCC Meetings are on the 2nd & 4th Tuesdays of every Month

Oct State Fair Field Trip - Oct 1 - 23 Self Guided

Oct 9 - Submit digital competition Images online

Oct 11 (on ZOOM) & 25 (Live) - DCC Meetings

Oct 12 3PM - 5PM - Turn in Prints at Shearith Israel. Other options - see notice

Oct 27 Pick up State Fair Images

Oct 31 - Halloween

Nov 3 - 7PM Bird competition in Ft. Worth (and on Zoom) at 7PM

Nov 6 - Submit digital Competition Image

Nov 8 & 22 - DCC Live Meeting

Nov 23 Frank Richards - Guest Speaker

Nov 24 - Thanksgiving



October 2022

Sun	Mon	Tue	Wed	Thu	Fri	Sat
						1
2	3	4	5	6	7	8
9	10	11	12	13	14	15
16	17	18	19	20	21	22
23	24	25	26	27	28	29
30	31					

November 2022

Sun	Mon	Tue	Wed	Thu	Fri	Sat
		1	2	3	4	5
6	7	8	9	10	11	12
13	14	15	16	17	18	19
20	21	22	23	24	25	26
27	28	29	30			

October Guest Speaker - Mike McLean



University based in Colorado. He also developed a Photojournalism course sequence for *A Backpack Journalist* which is an educational services and event support company, providing workshops and training for the US Military and their families. For the last 8 years he has lead a visual creation team providing coverage for events and activities at the United States Military Academy at West Point and the US Naval Academy



Mike McLean is a Dallas-based freelance photojournalist. His foundation of storytelling skills comes from his strong news background at the Dallas Times Herald. As a staff photographer for that paper he served on a reporting team that was nominated for a Pulitzer Prize for its coverage of the crash of Delta flight 191 at the DFW airport.

McLean is a frequent speaker and workshop instructor for Journalism associations,

Universities and Media organizations throughout the nation. He is a co-author of *Get*

The Picture and *Grow your Know*, a journalism curriculum in schools across the county.

Mike developed and taught an online digital photojournalism curriculum for a



(Continued on page 5)

(Continued from page 4) Mike McLean



Click - How Did I Make It?

How Did I Make It?

By Michael Blachly

Think this photo was a simple shot ... think again. It actually is quite technically difficult to capture everything in this photo. In fact it can't even be done in one photo. Check out how I did it ...

First you should know that the dynamic range of a camera is limited on its ability to capture extreme brightness while also capturing extreme shadows. For example, if you shoot a sunset while the sun is still far above the horizon, it will often blow out the sun or the shadows will be solid black. So you have to basically take one photo for the bright light (highlights) and one photo for the dark shadows in order to capture all the details.

In addition, I used a polarizer filter (similar to polarizer sunglasses) to make the sky blue but also to bring out the reflection in the water. However due to how a polarizer works, those



two don't happen at the same time ... so on the bright light photo I used the polarizer to bring out the blue in the sky and in the shadows photo I used the polarizer to create the reflection in the water.


Creating the solar flare / sun beam is also a trick. To create that I had to use my camera aperture very narrow (around f/22). When a camera lens is narrow and the sun is partly blocked by something (horizon, tree, mountain, etc.) then the flare will occur.

And you might wonder why my finger is in one of the photos. By doing that, I remove all the sunspots that might show up particularly in the shadows photo.

I also wanted the photo to be sharp throughout the image which requires focus stacking. Focus stacking is where you take different photos where the focus is adjusted to different spots in the photo and then you merge them in post-production. So the image includes another merged photo where the rocks and shore are in focus.

Finally, I shoot my Canon camera in RAW so the images are very unprocessed coming out of the camera (typically they will look gray and drab).

(Continued on page 7)



(Continued from page 6) How Did I Make It?

So each image was adjusted some to get it closer to what I want before being merged together.

Once I cleaned up the photos, I merged them together in photoshop with one contributing the sun-rays and sky and the other contributing the darker tones and reflection and another for the focus on the rocks and shore.

And once I had my final photo, I then did some remaining adjustments to the colors/contrast to bring the photo to what it is.

All of this seems like a lot but has kept the integrity of the photo and I don't believe in adding in elements from other shots - for example, some people change the sky from a completely

different area or manipulate the photo to look like it is a different part of the world - I simply believe in making what we saw in real life come to life in a photograph for all to enjoy.

I hope you found this interesting and gives you a little flavor of the work it takes to create some of these images.



Gulf States Camera Club Council - May & July - Clinton Kemp



Clinton Kemp

1st HM Nature

***Eagle Eye View -
Monument Valley***



Clinton Kemp

3rd PJ

Best Friends



Clinton Kemp


2nd HM

Backlit Brilliance

(Continued on page 9)

Gulf States Camera Club Council - May & July

(Continued from page 8) GSCCC



Donna Griffith

2nd Alt HM Mono

Lines & Dots

Janice Goetz

3rd PJ

Thanks, Grandpa



Jay Hoppenstein, MD

2nd PJ

Street Chef

(Continued on page 10)

GSCCC July & August

(Continued from page 9 GSCCC)



Nancy Mack

1st Mono

***The Tulips are
Excitable***

Jason Ware

3rd Mono

Lazy Titan



Keni Evans

2nd Color

Okra, Still Life

(Continued on page 11)


GSCCC August Winners

(Continued from page 10) GSCCC

Mike Hill

1st Color

**Flying High, Ridding
the Beast**



Nancy Mack

2nd Mono

On the Shelf

Phil Wirth

1st Alt HM PJ

Campfire Pickin'



November Guest Speaker - Frank Richards



I have produced a lot of work over the past 10 years that club members have not seen. I plan to talk about what I have been doing and share some images that are representative of this body of work. I will also provide some insight into some of the gear and processing techniques that I am currently using.

Since retiring 20 plus years ago, photography has provided a creative outlet and is an important part of my life.

I have been a member of the Dallas Camera Club for 17 years and have participated in the club's competitions in the master class winning numerous awards. I also teach classes for the club and other local groups. I have been fortunate to attend quite a few workshops with internationally recognized photographers.

I have been fairly successful in other competitions with winning images in the State Fair of Texas, Trinity River Contest and the PSA International Exhibition.



are

landscapes, places and things.

Frank

My photographic interests are quite eclectic. When asked, I generally say that I enjoy shooting anything that does not move. My favorite subjects



(Continued on page 13)

(Continued from page 12) Frank Richards



Arboretum September Field Trip - 2022



On



Sept. 18th, over 20 intrepid DCC members braved the heat, humidity, and crowds to photograph the seasonal displays and gardens of the Dallas Arboretum. It was the first day of "Autumn at the Arboretum" and the grounds were awash in orange from the thousands of Floydada, TX pumpkins. Families with small children and young women in their Quinceañera gowns added to the festive atmosphere.

Club field trips offer members opportunities to socialize, try new and different photographic techniques with the help of experienced members, and sometimes discover and explore new venues. This field trip accomplished all the above. Participants from as far away as Louisiana joined us for lunch. Some of our members, even longtime Dallas residents, had never visited the Dallas Arboretum. I'm pretty sure that this will not be the last time that they take advantage of its many photo opts in the ever-changing gardens. And finally, some of us took advantage of the di-

verse scenes to experiment with the creation of "impressionistic" style images in anticipation of the October club contests. I am very much looking forward to putting together and sharing the slide show of Arboretum photos at an upcoming club meeting. Please join us next time. You will be glad that you did. L

Larry Petterborg



(Continued on page 15)

(Continued from page 14) Arboretum Field TRip



Additional Arboretum FT Images - Jay Hoppenstein



The Bird - Dallas/Ft. Worth Epic Battle

The 2022 BIRD competition, officially known as the Emily Guthrie Smith Award, is coming up on November 3rd. This friendly rivalry has been going on between the Dallas Camera Club and the Fort Worth Camera Club annually since 1964.

In this competition, we put up the Club's best 15 prints and 15 projected images to go against the best of the Fort Worth Club. Judging is done live by a panel of three judges and the winner takes home the BIRD trophy.

A "BIRD Competition" contest is now set up on the DCC website and is open for submission of your best images, both print and projected. We will go through a selection process, led by Steve and Erin Reeves, to come up with the best candidates to present in the competition in November.

You'll hear a lot more about the BIRD between now and November. So please start looking through your images to find those that are sure to be winners. When you've found them, submit them to the "Bird Candidates 2022" competition on the website.

After a long drought, this could be the year we take home the trophy.

Jim Walsh - DCC President

About the Photographic Society of America (PSA)

The Photographic Society of America (PSA) is a worldwide organization providing a wide range of services that promote photography and benefits to its members. Individual members can participate in competitions, study groups and on-line [education programs](#) designed to advance their photographic knowledge and skills. Competitions are held for clubs, councils, federations and chapters, also. [Member image galleries](#) are always available for viewing. An annual youth photography showcase, open to all students of high school age, is conducted as well. Opportunities for image analysis and critique as well as discounts for both hardware and software products are available for all members. In addition to special access to a Member's Only area on this dynamic and informative website, every member receives the high-quality *PSA Journal* each month.



2023 Photographic African Safari



FIELD TRIP TO KENYA AFRICA - A Trip of A Life Time



Image of the Month

Each month the editor chooses an image taken by one of the DCC's members and presents it as the ***Image of the Month***. The images will be taken from the monthly contest winning entrees, from images submitted for TTL cover consideration or from any DCC member who chooses to send the editor an image as an attachment to an email. Use the standard DCC competition image parameters. The image may be in portrait or landscape orientation.

A M Gullick

Playing with Fire



Color Prints - 1st Place August 2022



Beginner

David Brown

Reflections

Advanced

Nany Mack

Snow Trees



Masters

Alan Whiteside, PhD

Hangin' Around

Mono Prints - 1st Place August 2022



Beginners

David Brown

Carved by a Glacier



Advanced

Jeffrey Sarenbock

On the Water's Edge

Masters

Alan Whiteside, PhD

Scharpenberg Road

Projected - 1st Place August 2022



Beginner

John Johnson

Grand Prismatic Pool



Advanced

Christine Pbus

The Essence of Tulips



Masters

Michael Farnham

Hungry Egrets

Classified Ads



The Images and original articles in the TTL Newsletter are copyright protected and may not be reproduced with out permis-

FOR SALE!



A place to call home for the North Texas photographic arts community

- Classes and Workshops
- Memberships
- Speaker Events
- Exhibitions
- Camera Swap Meets
- Darkroom
- Photo Walks
- Juried Competitions

www.dallascenterforphotography.org

We believe in the power of photography.

Canon 6D Mark II Camera (Excellent Condition) – \$900

Canon 17-40mm f4 Lens (Good Condition) – \$400

Canon 24-105mm f4 Lens (Good Condition) – \$800

Canon 100-400mm f4.5-5.6 Lens (Good Condition) – \$800

Canon 1.4x Teleconverter EF II. (Excellent Condition) – \$200

If you are interested, please let contact me at michaelblachly99@gmail.com.

Classified Ads

COMPETITIVE CAMERAS LTD.

Competitive Cameras stocks
the latest and best photographic brands!

Monday – Friday: 9:00 A.M. to 5:00 P.M.
Saturday – 9:00 A.M. to 4:00 P.M.

2025 Irving Blvd #107 ~ Dallas, TX 75207
Call 214-744-5511 or Toll Free 1-800-688-0211

sales@competitivecameras.com
www.competitivecameras.com



**Photo Tours
& Workshops**
for the Naturally Curious™

Jeff Parker
Explore in Focus™

(512) 378-3355
ExploreinFocus.com

arlingtoncamera.com



Expert
TOOLS & ADVICE

The Biggest Little Camera Store In Texas

FRAME
DESTINATION®

RED RIVER PAPER

10% OFF

Discount for Members

Call for details
214-637-0029

Choice

Photo inkjet papers
Inkjet greeting cards
Hard to find sizes
Epson Canon inks

Compatible with Epson
Canon & HP printers

Savings

You save up to
50% over retail
brand prices

Also more affordable than
many internet brands

Service

Fast shipping
Friendly staff
Expert tech support

214-637-0029

customerservice@redriverpaper.com

www.redriverpaper.com

**Click on the Red River Ad on the DCC web
site to order your inkjet paper and DCC will
receive a Rebate**

Officers, Directors & Managers



Board of Directors

President

Jim Walsh

Past President

Larry Petterborg

President Elect

Dennis Fritsche

Secretary

Barbara Briley

Treasurer

Mike Hill

Newsletter Editor

Jay Hoppenstein, MD, FDCC, APSA

Navigato@aol.com

Directors

Program Director

Kay Hale

Competition Director

Sam Lucas

Communication Director

Jay Hoppenstein, MD, FDCC, APSA

Education Director

Dennis Fritsche

Membership Director

Robert Shafer

Social Media

Larry Golden

Field Trip Director

Larry Petterborg

Club Photographer

Jerry Martin

GSCCC Projected

Jan Dreskin-Haig

GSCCC Prints

Jan Dreskin-Haig

PSA Representative

Hal Sommer

Historian

Steve Reeves

Project Managers

House Manager

Don Haig

Study Groups & Mentoring Project

Frank Richards

Bird Competition

Open

Assistant Bird Competition

Open

Website Manager

David Boomstein

Resource Center

Jerry Martin

Outside Competitions

Steve Hawiszcak

Website

Dallascameraclub.org

Email Contact

Info@dallascameraclub.org





The Dallas Camera Club meets the 2nd and 4th Tuesdays of Every Month at 7:30 PM at Shearith Israel Synagogue.

**The Oct. 11 meeting will be on
ZOOM**

Shearith Israel Synagogue is located at

**9401 Douglas Ave, Dallas, Texas, 75225 –in the
Toplitz Room.**

Directions: From Northwest Hwy turn North on Douglas Ave. Drive about 1 mile and turn left into the North parking lot just before Walnut Hill Lane.

From Walnut Hill Lane driving West, turn South onto Douglas Ave just before the Toll Way, drive about 100 yards and turn right into the North parking lot.

Follow the walkway into the building from the parking lot, enter the foyer and ask the information person at the desk to be directed to the Toplitz Room

On the second Tuesday of the month competition entries from the previous month are judged. On the fourth Tuesday of the month a guest speaker delivers a presentation. Monthly, field trip Audio-Visual programs may be shown at any meeting.

Guests are always welcome

www.dallascameraclub.org



This page is intentionally left blank

Thru The Lens

October 2022
Volume 88 No. 10

To Promote the Art of Photography & Showcase the Images of DCC's Members



Editor - Jay Hoppenstein, MD, FDCC, APSA