

In this issue...

- Our Meeting Location, Leadership & FDCC
- Call for Images: The BIRD Competition
- Calendar at a Glance
- Upcoming & Past Field Trips
- Upcoming Programs
- *Two Workshops in 2023* by Dennis Fritsche
- Storyboard: *The Palouse* by Anita Oakley
- Upcoming Training
- 2024-2025 Competition Year Topics
- Front & Rear Cover Photographers
- July 2024 Competition Winners
- Outside Competitions, Exhibitions & Galleries
- DCC Logo'd Apparel / PSA Convention
- Club History, Benefits & Affiliations
- Dallas Camera Club Sponsors
- Rear Cover



Meeting Location

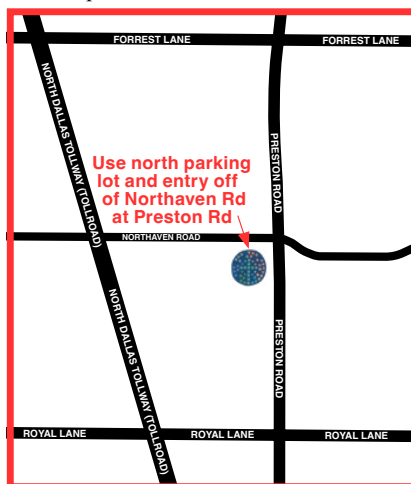
Northaven UMC, 11211 Preston Rd, Dallas

Dallas Camera Club's 2nd and 4th Tuesday meetings each month are held at Northaven United Methodist Church, 11211 Preston Road, Dallas 75230. Regular meetings begin at 7:30pm. Training (when scheduled) begins at 6:15pm. Refer to the club's website for up-to-date information.



© Holly D Gray

**Dallas Camera Club meets at
Northaven United Methodist Church
11211 Preston Rd • Dallas, TX 75230
2nd & 4th Tuesday of the Month • 7:30pm**



Navigation

An interactive newsletter

Thru The Lens is an interactive .pdf document. If you click or tap on the bulleted text underneath "In this issue" on the front cover you will* be linked directly to the first page of that section within the newsletter. Also, by clicking or tapping on maps, website addresses as well as any text or colored buttons labeled "View", the related webpage will** open.

In this issue...

- President's Message, Leadership & FDCC
- Thru The Lens* Recognized by PSA
- Calendar at a Glance
- Field Trips: Upcoming & Past
- Upcoming Programs
- Storyboard: Themes & Projects
- Upcoming Training Opportunities
- 2023-2024 Competition Year Topics
- Front & Rear Cover Photographers
- August 2023 Competition Winners
- Outside Competitions, Exhibitions & Galleries
- Behind the Lens: Jay Hoppenstein MD FDCC
- Behind the Lens: Hal Sommer
- Club History, Benefits & Affiliations
- Dallas Camera Club Sponsors
- Rear Cover



To return to the front cover quickly, simply click or tap on any one of the rainbow colored logo icons located at the bottom of each interior page.

Thru The Lens is designed to showcase our members, our photography and who we are as a camera club. Please submit your 11"W x 8.5"H ratio images for consideration as the front or rear cover image. And, also please send the editor your achievement news, photos and story ideas for the Storyboard section as well as any technical, instructional or other story idea you may have.

**Interactive functionality depends on the use of compatible browsers, devices and .pdf viewer apps.*

***Viewing maps & websites requires internet access.*

Dallas Camera Club Celebrates 90 Years!

2024 marks Dallas Camera Club's 90th year! Started in 1934 by 52 printmakers meeting twice a month, DCC has stood the test of time as photography and camera technology has evolved.

A commemorative DCC logo shown at right has been designed by fellow member, Keni Evans and will be used throughout 2024.



Inspiring Photographers For 90 Years 1934-2024

DCC's commemorative 90th anniversary logo designed by member Keni Evans.

Fellow of the Dallas Camera Club (FDCC) Active Members

Listed below are active members of the Dallas Camera Club who have had the distinct lifetime honor of being named a "Fellow of the Dallas Camera Club". This award is bestowed to those who have submitted 90% or more of possible entries and ranked first, second or third in high point standings at the end of the competition year in the Master class for color prints, monochrome prints or projected images. Typically, the initials FDCC would follow the photographer's name. However, for the sake of brevity, *Thru The Lens* acknowledges all active Dallas Camera Club FDCC members at once below:

Michael Blachly FDCC
Jan Dreskin-Haig FDCC
Michael Farnham FDCC
Dennis Fritsche FDCC

Bill Hayes FDCC
Kay Hale FDCC
Kaye Hargis FDCC
Mike Hill FDCC

Jay Hoppenstein MD FDCC
Clinton Kemp FDCC
Larry Petterborg FDCC
Erin Reeves FDCC

Steve Reeves FDCC
Frank Richards FDCC
Jim Walsh FDCC
Alan Whiteside FDCC

2024-2025 Club Officers

Dennis Fritsche, President
Don Haig, President Elect
Jim Walsh, Past President
Clinton Kemp, Secretary
Mike Hill, Treasurer

Kay Hale, Programs Director

Larry Petterborg, Field Trip Director

Anita Oakley, Membership Director

Jan Dreskin-Haig, Competitions Director

Dennis Fritsche, Interim Education Director

2024-2025 Program Managers

Nancy Mack, *Thru The Lens* Editor

David Boomstein, Webmaster

Larry Golden, Social Media

Don Haig, House Manager

Janice Goetz, GSCC Representative

Stephen Evans, PSA Representative

Steven Reeves, Historian

Steve Hawiszczak, Outside Competitions

Erin Reeves, Bird Competition

Steven Reeves, Bird Competition

Jerry Martin, Interim Resources & Exhibitions

Keni Evans, New Member Orientation

Kaye Hargis, 90th Anniversary Celebration

Jerry Martin, Club Photographer



Inspiring Photographers For 90 Years 1934-2024

www.dallascameraclub.org

info@dallascameraclub.org



© 2024 Dallas Camera Club and the contributing photographers copyright the contents of *Thru The Lens*. No material herein may be produced in any manner without the written permission of the Editor or the material's specific contributor.

Call for Images: “The BIRD” Competition

Members are asked to submit their best images to be considered as part of Dallas Camera club’s official entries

by Steven and Erin Reeves, Bird Competition Coordinators



“The BIRD”

The Emily Guthrie Smith Award, affectionately referred to as “The BIRD”, has been awarded to the winner of The BIRD competition most every year since 1964 in October or early November. There are two years when either the contest wasn’t held or records are missing. Its always been Dallas Camera Club vs. Fort Worth Camera Club and attending The BIRD is a great opportunity to meet fellow neighbor photographers.

Each camera club submits their members best 30 images including 15 prints (color or monochrome) and 15 projected images. The prints are judged real-time at the meeting by a panel of judges. The club with the most points at the end of the evening wins and holds onto The BIRD trophy until next year.

“The BIRD” Today

On October 3, 2024 Dallas Camera Club is competing in The BIRD Competition, our friendly annual competition between our club and the Fort Worth Camera Club. This year will be our first victory since 2006 or our 17th consecutive loss.

We can’t win without YOU! We need your “best of the best” images! We have access to your monthly entries already, so there is no need to send them in again, but we want to see what else you have that might help bring “The BIRD” home!

In addition to submitting up to five images through the club’s competition system, we’d also love it if you would share with us a link where we can see your work. A lot of club members showcase their work on personal websites, social media, and on sites like SmugMug, 500px, Flickr, and more. If you have your images online somewhere, send the link to steve@makeshiftphoto.com. Sometimes we don’t recognize the competitiveness of some of our own work, and giving us a peak at the work you’re proud enough to share online might prove to be just the edge we need to reverse our current long streak of bad luck!

Dallas Camera Club Members:

Submit up to five (5) of your best images to the “Bird Candidates 2024” competition on the club’s website. (You may have to scroll down the competition list to find it). **Submission deadline: September 15, 2024.** Put “print” in the image’s title if available as a print.

Also, if you share your work on a website or social media, email the link to steve@makeshiftphoto.com

The BIRD Competition is an open-themed contest (not just a competition of bird photos). This year, the competition will be hosted by Fort Worth Camera Club on Thursday, October 3, 2024 at UNT Health Science Center, 3500 Camp Bowie Blvd, Fort Worth, Texas. The contest will begin at 7pm.

Each club will enter a total of 30 images (15 projected and 15 prints). Any single member in good standing may have a total of two entries: one projected and one print. Participation in monthly club competitions is not required.

Entries will be selected by Steven and Erin Reeves, DCC Bird Competition Coordinators, along with a select group of other DCC members.

Images selected for the print division will need to be produced by the maker or by another entity under their supervision as permitted by the rules.

Please submit your entries through the club’s competition system on our website. You will find the “Bird Candidates 2024 - Print and Projected” contest listed among the monthly entries. Please note: The deadline to submit your five best images is 11:59pm on September 15, 2024. When submitting your entries, please let us know if your image is available as a print by including the word “print” in the title.

If you have any questions or a portfolio of your work available online that you’d like to share, please email Steven Reeves at steve@makeshiftphoto.com.

Some “POINTERS”

Strong technical achievement - Entries need to be sharp where they’re supposed to be sharp, well exposed, and free from obvious processing errors.

Thoughtful Composition - Images need to be free of clutter and distracting elements. Great composition makes it obvious what the image is about. Anything in an image that doesn’t help it, hurts it. Judges view and score images within a few seconds. The “story” of an image needs to be told instantly through its composition.

Impact - As others have said in the past, the three most important parts of a photo are: Impact, Impact, and Impact. Due to the nature of this type of competition, subtle, beautifully made contemplative photos don’t get the chance to succeed that one would hope for. Vibrant, dynamic, SIMPLE images that pack a punch in a very short period of time typically do better. Projected images work best when they are horizontal as they fill the large projection screen.

A special note regarding impact of print entries: prints, even at the maximum 20” x 24” size, are viewed from a distance and are postage-stamp-sized to the judges compared to the size of projected images. The need for vibrant, exciting and SIMPLE images *is even greater for prints as a result.*

PRINTS - If one of your images is selected to be part of Dallas Camera Club’s 15 PRINT entries, we will contact you to make arrangements to receive your print. The contest allows printed images to be up to 20” x 24”.

The BIRD Competition

Live Judging & Results

Thursday, October 3, 2024
Fort Worth Camera Club
UNT Health Science Center
3500 Camp Bowie Blvd
Fort Worth, TX • 7pm

Getting Ready for “The BIRD” Competition

Now is the time to start thinking about which of your images will help us beat the Fort Worth Camera Club



The page at right from the August 2004 issue of *Thru The Lens* is a good reminder that now is a great time for members to start reviewing their photo library and selecting their best images for consideration to be included among DCC's official entries into “The BIRD” competition. Export images at the same file size as DCC monthly competitions require.

The Emily Guthrie Smith Award, affectionately referred to as “The BIRD”, competition has been held each year since 1964 between the Dallas Camera Club and Fort Worth Camera Club. “The BIRD” is a perpetual trophy that has each year's winner's name engraved on it. The competition is held in October or early November and rotated between the clubs each year. This is a great opportunity to meet our neighbor photographers. Each club submits 15 color or monochrome prints and 15 projected images to be judged real-time at the meeting by a panel of judges. The club with the most points wins and will get to keep the trophy, affectionately known as “The BIRD” for the next year.

The following are the mutually agreed upon guidelines for the competition.

General

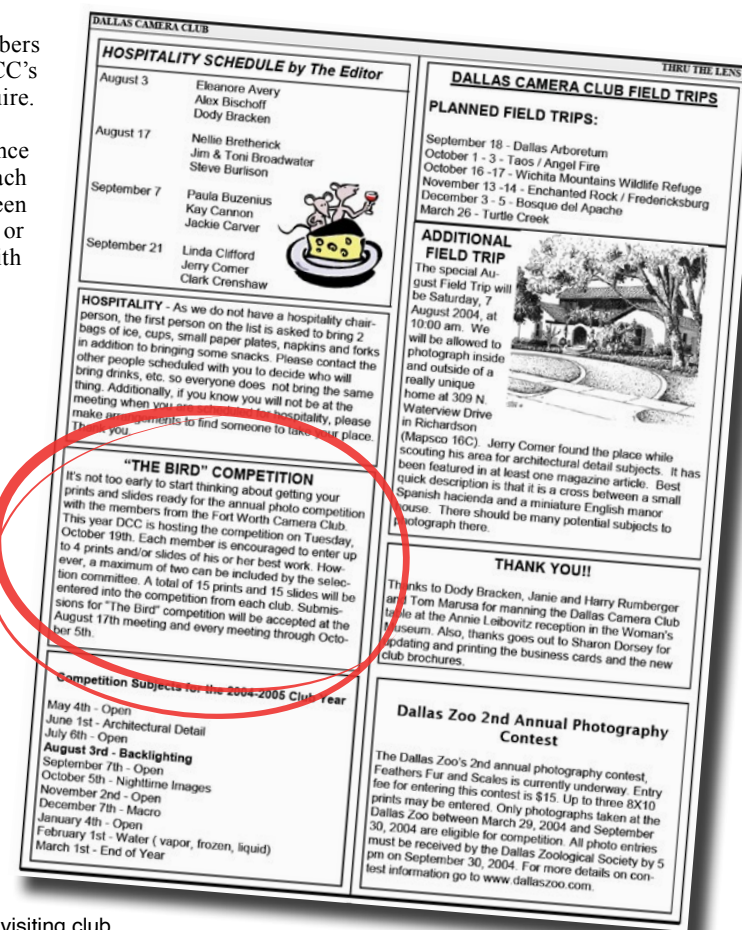
1. The location of the competition will alternate between clubs each year and will be held in October or early November.
2. The host club sets the date and time approximately two months prior to the event and notifies the visiting club.
3. The host club will provide facilities, necessary scoring and presentation equipment, score sheets and three judges for the competition.
4. Directions to the meeting (competition) site are given on the host's website or will be provided.
5. The prior year's winner will bring the Bird trophy to the competition with the engraving updated.

Preparation, delivery and presentation of images

1. Each club will submit 15 prints (monochrome or color) and 15 digital projected images.
2. No more than one print and one projected image may be entered by a single maker.
3. No image may have been entered in prior D/FW Interclub competitions.
4. The host club's regular competition rules for size, preparation and presentation of images, as found on its website, will govern except that prints may conform to either club's regular print size limits.
5. Labeling images
 - Each print will be labeled on the back in the upper left corner identifying the club, order to be shown, maker and image title, e.g. FWCC3, My Name, Image Title.
 - Each projected image's file name will include the club, order to be shown, maker and image title, e.g. DCC7_My Name_Image Title.jpg.
6. Lists, for both prints and projected images, with maker's names, image titles and presentation order will be provided to the host club prior to the meeting.
7. Delivery of images
 - The visiting club will bring their prints to the competition.
 - The visiting club's projected images will be provided to the host club several days prior to the meeting.
8. The host club's images will be randomly interspersed with the visiting club's entries maintaining the desired presentation order of each club.
9. The host club will make up score sheets with all images listed in the order to be shown. At least four copies will be provided to the visiting club.
10. The host club will provide a digital projector and screen for the digital projected images.
11. Displaying and judging print images
 - The host club will provide a light stand for the prints.
 - Judges will view the prints at no more than an arm's length distance
 - Simultaneously, digital images of the prints will be available to be viewed via Zoom.
 - Judges will judge solely from the print.
 - Winning images (at a minimum) will be displayed for the audience to view.

Judging and awards

1. The competition will be judged real-time. The host club will provide three judges who are not current or recent members of the host club.
2. Images will be introduced by title as they are presented to the judges.
3. The scores of each judge will be added together to determine the final score of each image. Judges may re-score images at their discretion prior to the end the competition.
4. The host club will provide the scoring system. Each club will provide one official scorekeeper. The club with the highest combined score for prints and projected images will be the winner of The BIRD for the year.
5. The judges will select 1st, 2nd, 3rd and Honorable Mention winners for both prints and projected images. The host club will provide awards for all winners.



Now is the time to review your photo library and select your best images to be considered for inclusion in DCC's official entries for “The BIRD” Competition October 3, 2024. See website for the image submission process.

Dallas Camera Club Calendar at a Glance

*A listing of competition entry deadlines, meetings, trainings, guest speakers and field trips currently scheduled**

SEPTEMBER 2024

- 8 September Image Competition Submission Deadline
- 10 6:15pm - Live Training Sessions (TBD)
7:30pm - DCC Meeting: Turn-in September Prints / Review of August Competition Results
- 24 6:15pm - Live Training Sessions (TBD)
7:30pm - DCC Meeting: Presentation by Guest Photographer Richard Sharum

OCTOBER 2024

- 3 The BIRD Competition, Fort Worth, TX
- 6 October Image Competition Submission Deadline
- 8 6:15pm - Live Training Sessions (TBD)
7:30pm - DCC Meeting: Turn-in October Prints / Review of September Competition Results
- 22 6:15pm - Live Training Sessions (TBD)
7:30pm - DCC Meeting: Presentation by Guest Photographer Zach Warmer
- 27-1 Field Trip: Fall Color in the Great Smoky Mountains National Park, Townsend, TN

NOVEMBER 2024

- 10 November Image Competition Submission Deadline
- 12 6:15pm - Live Training Sessions (TBD)
7:30pm - DCC Meeting: Turn-in November Prints / Review of October Competition Results
- 24 6:15pm - Live Training Sessions (TBD)
7:30pm - DCC Meeting: Presentation by Member Photographer Clinton Kemp

DECEMBER 2024

- 8 December Image Competition Submission Deadline
- 10 7:30pm - DCC Meeting: Turn-in December Prints / Review of November Image Competition Results
- 24 Happy Holidays - No Fourth Tuesday Meeting this Month

JANUARY 2025

- 12 January Image Competition Submission Deadline
- 14 6:15pm - Live Training Sessions (TBD)
7:30pm - DCC Meeting: Turn-in January Prints / Review of December Image Competition Results
- 28 6:15pm - Live Training Sessions (TBD)
7:30pm - DCC Meeting: Presentation by Guest Photographer (TBD)

FEBRUARY 2025

- 9 February Image Competition Submission Deadline
- 11 7:30pm - DCC Meeting: Turn-in February Prints / Review of January Image Competition Results
- 25 6:15pm - Live Training Sessions (TBD)
7:30pm - DCC Meeting: Presentation by Guest Photographer (TBD)

MARCH 2025

- 11 6:15pm - Live Training Sessions (TBD)
7:30pm - DCC Meeting: Review of February Image Competition Results
- 25 6:15pm - Live Training Sessions (TBD)
7:30pm - DCC Meeting: Presentation by Guest Photographer (TBD)

APRIL 2025

- 9 2024-2025 Awards Banquet - Maggiano's
- 22 6:15pm - Live Training Sessions (TBD)
7:30pm - DCC Meeting: Presentation by Guest Photographer (TBD)

MAY 2025

- 11 May Image Competition Submission Deadline
- 13 6:15pm - Live Training Sessions (TBD)
7:30pm - DCC Meeting: Turn-in May Prints / Member's Potpourri Shows
- 27 6:15pm - Live Training Sessions (TBD)
7:30pm - DCC Meeting: Presentation by Guest Photographer (TBD)

JUNE 2025

- 8 June Image Competition Submission Deadline
- 10 6:15pm - Live Training Sessions (TBD)
7:30pm - DCC Meeting: Turn-in June Prints / Review of May Competition Results
- 24 6:15pm - Live Training Sessions (TBD)
7:30pm - DCC Meeting: Presentation by Guest Photographer (TBD)

JULY 2025

- 6 July Image Competition Submission Deadline
- 8 6:15pm - Live Training Sessions (TBD)
7:30pm - DCC Meeting: Turn-in July Prints / Review of June Competition Results
- 22 6:15pm - Live Training Sessions (TBD)
7:30pm - DCC Meeting: Presentation by Guest Photographer (TBD)

AUGUST 2025

- 10 August Image Competition Submission Deadline
- 12 6:15pm - Live Training Sessions (TBD)
7:30pm - DCC Meeting: Turn-in August Prints / Review of July Competition Results
- 26 6:15pm - Live Training Sessions (TBD)
7:30pm - DCC Meeting: Presentation by Guest Photographer (TBD)

SEPTEMBER 2025

- 7 September Image Competition Submission Deadline
- 10 6:15pm - Live Training Sessions (TBD)
7:30pm - DCC Meeting: Turn-in September Prints / Review of August Competition Results
- 24 6:15pm - Live Training Sessions (TBD)
7:30pm - DCC Meeting: Presentation by Guest Photographer (TBD)

*All dates and events are subject to change. For up-to-date information, please visit www.dallascameraclub.org

Upcoming Field Trip: Clymer Meadows - September 28, 2024

Dallas Camera Club members will visit Clymer Meadows for sunset photography

SEPTEMBER FIELD TRIP

WHAT: Evening hours and Sunset Photography

WHEN: 5:00pm, September 28, 2024

WHERE: Clymer Meadows Blackland Prairie

by Frank Richards

Clymer Meadow Preserve is located about an hour northeast of Dallas and contains some of the largest and most diverse remnants of Blackland Prairie. This is Texas' version of the tallgrass prairie that once stretched from near the Texas coast to Manitoba, Canada. This rare 1,475-acre "island" of natural history is part of a larger conservation area that includes land owned by The Nature Conservancy (TNC) and other private owners.

The preserve is about 60 miles from North Dallas. See map. The Clymer Meadow Preserve is not regularly open to the public. The Nature Conservancy will be our host and provide our guide who will take us to good photo sites, keep us out of trouble and be able to answer questions.

The Dallas Camera Club will take a field trip to Clymer Meadow on Saturday, September 28, starting at 5:00 pm with a briefing by our Nature Conservancy guide. We will be able to photograph in the preserve until sunset (7:30ish). Bring a picnic lunch if you desire. Picnic tables are available in an area we plan to photograph.

We had a great Springtime visit to The Nature Conservancy's Clymer Meadow in May last year. The [field trip video](#) from last year provides a good look at what to expect. Fall offers a different view of the prairie which should be equally rewarding. A map to Clymer Meadow and a few photographs are attached. Additional details about the field trip will be available in early September.

BACKGROUND


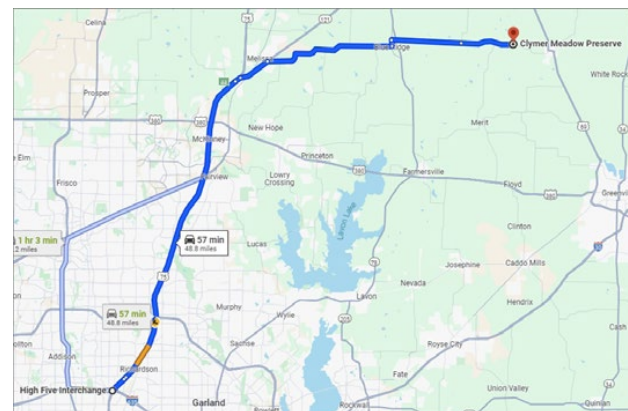
A couple of years ago, Dallas photographer Sean Fitzgerald presented a program for the camera club on the work he had been doing at Clymer Meadow. Sean's presentation introduced us to the beauty and value of prairies. Several of us were impressed with his presentation and talked about photographing Clymer Meadow as a club field trip. So, here we go again.

Sean Fitzgerald's presentation from February 2022 is on the club website along with links to other resources.

Sean Fitzgerald [Photographing Prairies Zoom Video](#)

[Resource Page Link](#) (pay special attention to his chigger tips)

Link to the [LED lights](#) Sean uses.



Past Field Trip: Roller Derby / Ice Hockey - August 17, 2024

Dallas Camera Club photographed the fast-paced roller derby and ice hockey teams

AUGUST FIELD TRIP REPORT: Roller Derby & Ice Hockey

By Larry Petterborg, Field Trip Director

Saturday, August 17th, we joined up with our friends from the Plano Photography Club for a fun and entertaining evening of indoor sports at the NYTEX SPORTS CENTRE in North Richland Hills. I can say absolutely, unequivocally, that it was much cooler around the ice rinks than what we experienced at the bike races last month! We had nearly 20 DCC members in attendance and since many of us are also in the Plano club their ranks were equally as numerous.

A slight digression if I may, we have a small but dedicated group of members that attend most field trips, and we have a large contingent that almost never participates. I don't know why but if we are not offering activities that appeal to you, please consider suggesting a field trip that you would like to do and get involved in its planning and execution. I have let it be known that I will vacating the role of Field Trip Director in the spring of 2026. So, we need folks to step up and volunteer, find out what the job entails and what you can bring to it.

On this evening, there were plenty of interesting subjects to be photographed. Following a briefing by a Dallas Derby Devils spokesperson where we could and couldn't go, we were free to fire away. Some of us would alternate between the flat tract action and the ice rinks (much cooler there). Since I have previously photographed the roller derby matches, this time I wanted to concentrate on close ups, details, movement and footwear. I came away with nearly 1800 images to sort through and processed a tiny fraction. You can always find new subjects and/or new ways to capture old friends.



© Larry Petterborg



© Anita Oakley




© Larry Petterborg



© Dennis Fritsche



© Dennis Fritsche



© Larry Petterborg


(see the next page for more of NYTEX SPORTS CENTRE field trip)

Past Field Trip: Roller Derby / Ice Hockey - August 17, 2024

Dallas Camera Club photographed the fast-paced roller derby and ice hockey teams



© Larry Petterborg



© Larry Petterborg



© Anita Oakley



© Larry Petterborg



© Larry Petterborg



© Larry Petterborg

This Month's Program: Richard Sharum - September 24, 2024

"Spina Americana"



Richard Sharum

Richard Sharum is a documentary and project-centered photographer based in the Dallas, Texas area. Mainly focusing on socio-economic or social justice dilemmas concerning the human condition, his work has been regarded as in-depth, up-close and personal. Selections have been added to private and public collections across the world, with exhibitions in Kyoto, Japan, Sao Paulo, Brazil, Reggio Emilia, Italy, New York,

and Dallas. His commissions include those by The Meadows Foundation, Centers for Community Cooperation, Harvard Law School, Student Conservation Association, Children's Medical Center (Oncology), Children's Cancer Fund. His publications include those by British Journal of Photography, LensCulture, The Atlantic, Texas Monthly, Huck Magazine, B+W Photo, Publico (Portugal), El Pais (Spain), The New York Times Lens Blog, DeepRed Press, International Business Times Weekly, Glasstire, PATRON.



© Richard Sharum



© Richard Sharum

Richard Sharum

One-sentence summary:

A three year journey documenting the Central United States, from the Mexican to Canadian borders, respectively, at a time of national division not seen since the decade preceding the American Civil War.

[View Richard Sharum's photography website](#)

(see the next page for more of Richard Sharum's photography)

This Month's Program: Richard Sharum - September 24, 2024

"Spina Americana"



© Richard Sharum



© Richard Sharum



© Richard Sharum



© Richard Sharum

Richard Sharum

With [*Spina Americana*](#) (American Spine in Latin), I am attempting to determine what the people, and their land, of the Central U.S. have to do with contributing towards what I consider to be the "national character" of this country.

In this current political climate, where seclusion and division have gained the upper hand in the national psyche, it is my aim to find the unifying elements not only as Americans, but as a people. As a humanist, I still find photography to be the most efficient "visual mediator" between groups of people who will never speak to one another, either through distance or through lack of desire. I want to see if this region could hold the key to other Americans having a better understanding of who we are as a country, where we came from, and what remains of the collective hope we still have as a nation. This, I feel, can only be accomplished using a spectrum of long-term documentation, highlighting the overall complexity of what is generally assumed about this area.

Thus, I have carved out a 100 mile wide path of land, splitting the geographic center of the U.S. It runs vertically all the way from the Mexican to the Canadian border, respectively, traversing and creating a backbone over the land. This corridor spans a total of around 157,000 square miles. The commonly used expression for this area is "flyover country", which I find highly demeaning to the millions of people living there, and presumes a land of unimportance-culturally or otherwise.



© Richard Sharum

Next Month's Program: Zach Warner - October 22, 2024

"Funtography"

Zach Warner



© Zach Warner

[View Zach Warner's photography website](#)

Brief description / Take Away

Zach will teach or explain his concept of "Photography Forecasting". Zach is able to capture the images he does by reading people and looking 5 steps ahead in multiple directions.

Biography

I'm half German sausage and half Italian sausage, and that makes for one tasty sandwich. My favorite past time is being on tour. There is nothing like being in a different city and state every day, constantly meeting new people and making connections.



© Zach Warner



© Zach Warner

(see the next page for more of Zach Warner's photography)

Next Month's Program: Zach Warner - October 22, 2024

"Funtography"



© Zach Warner



© Zach Warner



© Zach Warner



© Zach Warner

Two Workshops in 2023

Dennis Fritsche shares his workshop experiences in Oregon and Olympic and Yosemite National Parks

by Dennis Fritsche

In the Fall of 2023, I was fortunate to snag a spot in workshops by two of my favorite photographers. I have tried to get into their workshops for years. When I saw announcements, I did not hesitate, and I enrolled immediately and passed on the announcements to some of my friends. Luckily, I had a friend at each workshop, and we enhanced the experience with travel before the official workshop.

Oregon and Olympic National Park

The first workshop to the *Olympic Peninsula* was presented by Visionary Wild, and the instructors were one of my favorites, Michael Frye, along with Jerry Dodrill. Frank Richards also signed up and we augmented the workshop by spending several days traveling along the Oregon Coast. We flew to Portland, Oregon, and drove from there. The first stops were the waterfalls east of Portland along the Historic Columbia River Highway with views of the mighty Columbia River and the waterfalls tumbling down from majestic Mount Hood. We overnighted at the Oregon Garden and the next morning continued the waterfall theme at Silver Falls State Park where there are ten falls. We drove through lovely farmland as we drove southwest to Bandon Beach.


Bandon Beach lived up to the hype from Kay Hale and Anita Oakley. Our rooms were on a cliff overlooking the iconic sea stacks. After an evening and a morning there, we made our way north along the coast on Highway 101, stopping at lighthouses and beaches as the mood struck us. Some of the highlights were Coos Bay harbor, Yaquina Lighthouse, Thor's Well, Newport Beach, Meares Lighthouse, Cannon Beach, and Cape Meares State Park, ending on the fifth day in Astoria, Oregon.

The next morning, we crossed the five-mile-long bridge from Oregon, over the Columbia River, and into Washington. A pleasant 150-mile drive took us to the workshop headquarters at the Kalaloch Lodge which is privately owned but within the Olympic National Forest. This was an all-inclusive workshop – lodging, food, and all drinks were included. This is my first experience with all-inclusive – it's expensive but makes life easier in a lot of respects. Each person had a separate luxury cabin, and the onsite restaurant was very good.

After a meet and greet and orientation from the instructors we set out for the first evening shoot at Ruby Beach with its rugged rock formations, where I practiced slow shutter speeds to flatten the ocean – a lot of fun. The next morning, we carpooled to the Hoh Rainforest and the Hall of Mosses Trail where it was in fact raining. I was prepared with the proper gear, but I can't say I enjoyed it. Photography in the rainforest is challenging not only because of the rain but also dealing with a gray sky that always wanted to be peeking into the wrong place. It takes a lot of patience to find a good composition and I often concentrated on details. The instructors would work with anyone who asked, and they encouraged us to practice focus stacking and bracketed shooting. Lunch was a tailgate and was filling enough. On the return trip for an evening meal at the lodge, we stopped for shots of a misty river and colorful foliage.

The next morning, we returned to Ruby Beach to find a bit of mist and rougher seas that gave us some dramatic wave action against the rugged rocks. That afternoon we were back in the rainforest at Maple Glade. Here we found moss covered trees and colorful maple leaves dropped around for our enjoyment. We had a lovely dinner at a nearby restaurant before returning to bed.

The following morning, we were off to renowned Sul Duc Falls for more rainforest with the unusual falls. On the return, we found some brilliantly colored maples and a stand of alders. Then we made our way through Forks, known for the vampires and werewolves of the *Twilight* saga (they do embrace the notoriety) and to Second Beach for a sea stack and a great sunset. The path over a seemingly endless hill to the beach was rough and the return in the dark was treacherous. But the results were worth it.



Multnomah Falls of the Columbia River Gorge

© Dennis Fritsche

Two Workshops in 2023

Dennis Fritsche shares his workshop experiences in Oregon and Olympic and Yosemite National Parks



Farmland on the way to Bandon Beach

© Dennis Fritsche



Bandon Beach

© Dennis Fritsche



Yaquina Head Lighthouse

© Dennis Fritsche

Two Workshops in 2023

Dennis Fritsche shares his workshop experiences in Oregon and Olympic and Yosemite National Parks



Thor's Well

© Dennis Fritsche



Cannon Beach

© Dennis Fritsche




Ruby Beach

© Dennis Fritsche

Two Workshops in 2023

Dennis Fritsche shares his workshop experiences in Oregon and Olympic and Yosemite National Parks



Hoh Rain Forest Hall of Mosses

© Dennis Fritsche



Misty River

© Dennis Fritsche



Ruby Beach Rough Seas

© Dennis Fritsche

Two Workshops in 2023

Dennis Fritsche shares his workshop experiences in Oregon and Olympic and Yosemite National Parks



Rain Forest at Maple Glade

© Dennis Fritsche



Alders

© Dennis Fritsche



Sul Duc Falls

© Dennis Fritsche



Second Beach

© Dennis Fritsche

Two Workshops in 2023

Dennis Fritsche shares his workshop experiences in Oregon and Olympic and Yosemite National Parks

The final day we returned to Maple Glade where the instructors challenged us to frame the mossy branches against the colorful leaves. We wrapped up with a classroom session where Michael Frye demonstrated the new color mixer tool in Lightroom. Frank and I drove back to Portland that afternoon and flew out the next morning. The memories of this trip are the instructors, a great group of participants, and some wonderful sights.

Eastern Sierra and Fall in Yosemite

The second workshop was *Spring in Yosemite* with the icon William Neill assisted by Alex Noriega. Because of the heavy snowfall over the winter and the flooding in Yosemite Valley, the May workshop was postponed until November and became the *Fall in Yosemite* Workshop. My friend Don Russell and I went early and spent a few days in the Eastern Sierra before going over Tioga Pass into Yosemite.

Don and I flew to Reno and drove south along the Eastern Sierra to Mammoth, a summer and winter resort area. The next morning, we drove up to Lake Mary for a sub-freezing sunrise shoot. I had never been to the Mammoth area, but I would go again and explore the other lakes.

Our next destination was the Ancient Bristlecone Pine Forest in the White Mountains east of Big Pine, California. On the way we stopped for lunch at Erick Schat's Bakery, established in 1903 and home of the Original Shepherd's Bread. This is not a bakery; it is a happening. We had delicious sandwiches and watched people stock up on all manner of baked treats. A must stop experience when you are in the area.

Then on to the Ancient Bristlecone Pine Forest where we did a relatively short, but steep hike to see the two 4000+ year old trees. The drive to the forest is quite long and goes through stunning terrain. The view from 10,000 feet across the valley to the Eastern Sierra is stunning. From here we drove back to the valley toward Bishop where we stayed for the night.

Leaving Bishop the next day, we traveled north toward Lee Vining and Mono Lake. We found a road lined with glorious, golden cottonwood trees set against farmland with a backdrop of the Range of Light as the Sierra are called. We drove the June Lake Loop which took us through the recreational town of June Lake and the three lakes known for fishing. The mountainsides were studded with aspen – some in their fall foliage and some with bare branches. A short run up to Lundy Lake and then to Lee Vining Valley where we photographed two exciting waterfalls. We had dinner at the famous *Whoa Nelly Deli*. Then up to Olmsted Point for sunset with the gnarly trees and the view of Half Dome in Yosemite Valley.

The next day was our transition to Yosemite Valley. We took our time driving over Tioga Pass and the many high-country landmarks in Yosemite. We found ice on Ellery Lake and in a little stream just inside the park. A stop at windy Tenaya Lake and then again at Olmsted Point. We also found Weston Lake, but it was not as exciting as when I photographed it previously in a John Sexton workshop in the twilight hour. The next morning was free, and Don and I entertained ourselves along the Merced River photographing (barely) flowing water and fall colors.



Maple Glade

© Dennis Fritsche




Tenaya Lake

© Dennis Fritsche

Two Workshops in 2023

Dennis Fritsche shares his workshop experiences in Oregon and Olympic and Yosemite National Parks



Lake Mary with Mammoth Mountain

© Dennis Fritsche



Cottonwoods

© Dennis Fritsche



Ancient Bristlecone Pine

© Dennis Fritsche

Two Workshops in 2023

Dennis Fritsche shares his workshop experiences in Oregon and Olympic and Yosemite National Parks



Lee Vining Valley Waterfall #1

© Dennis Fritsche



Lee Vining Valley Waterfall #2

© Dennis Fritsche



Waterfalls in Merced

© Dennis Fritsche


Two Workshops in 2023

Dennis Fritsche shares his workshop experiences in Oregon and Olympic and Yosemite National Parks




Half Dome from Olmstead Point

© Dennis Fritsche



Icy Stream

© Dennis Fritsche




Fall Color Along the Merced

© Dennis Fritsche


Two Workshops in 2023

Dennis Fritsche shares his workshop experiences in Oregon and Olympic and Yosemite National Parks



Water Abstracts

© Dennis Fritsche



Fall Color and the Merced

© Dennis Fritsche

Two Workshops in 2023

Dennis Fritsche shares his workshop experiences in Oregon and Olympic and Yosemite National Parks




Three Brothers

© Dennis Fritsche



Meadow

© Dennis Fritsche



Side Lit Trees

© Dennis Fritsche

Two Workshops in 2023

Dennis Fritsche shares his workshop experiences in Oregon and Olympic and Yosemite National Parks



Deer

© Dennis Fritsche



Smoke in the Valley from Tunnel View

© Dennis Fritsche



Meadow and Smoke

© Dennis Fritsche



Tunnel View

© Dennis Fritsche

Two Workshops in 2023


Dennis Fritsche shares his workshop experiences in Oregon and Olympic and Yosemite National Parks



Half Dome from Glacier Point

© Dennis Fritsche

[View Dennis Fritsche's Website
for more of his photography](#)



Half Dome and Merced near Ahwahnee Meadow © Dennis Fritsche

Two Workshops in 2023

Dennis Fritsche shares his workshop experiences in Oregon and Olympic and Yosemite National Parks



El Capitan and Merced at Valley View

© Dennis Fritsche


The workshop began at 1:00 PM with lunch, orientation, and meet and greet at the Yosemite View Motel in El Portal, just outside of the park. Then we left for our first shoot consisting of colorful fall reflections in the Merced at Pohono Bridge and a beautiful sunset with the Merced as a foreground and El Capitan as the background. Then back to the motel for an Indian feast prepared by Bill Neill's lovely wife.

The next morning found us at Cook's Meadow to experience the seasonal instance of light arriving to light the magnificent old elm standing alone in the meadow. Next to Fern Spring and just a trickle of water and spots along the Merced. I worked on slow shutter and patterns in the water. We ended the day at Tahiti Beach to photograph the Three Brothers and tree silhouettes against the brightly colored wall that is El Capitan.

The next day was more work on water patterns and views from the lovely meadows in the valley. An exciting experience was photographing the heavy smoke from the prescribed burns that took place every day. These images give the sense of fog.

The next morning started at Tunnel View. The sunrise was unremarkable, and the results were just okay. More meadow shooting. Then the instructors had us work on intentional camera motion which was fun. We closed out the day at Swinging Bridge where I had a wonderful time photographing tree silhouettes and side lit trees against the granite wall. And I met a friendly deer who posed politely.

Our last day would end at noon. We tried Tunnel View again with a little more success. Then to a spot on the Merced that gave us views of Half Dome in the distance. Following that was a study of the details in the bark of a magnificent pine tree. The workshop ended with individual portfolio reviews by the instructors. After the workshop ended, Don and I went to Bridal Veil Falls and then up to Glacier Point for sunset. The next morning, we drove to Fresno to fly home. (Fresno is the easiest airport I have been in.)



Color in the Merced River

© Dennis Fritsche

Bill Neill lived in Yosemite Valley in park residences for many years and now lives just minutes outside the park. His photography is wonderful and his tribute to the valley is his book *Sanctuary in Stone*. ([William Neill](#)). I was a little disappointed that the instructors wanted to concentrate on water patterns, oil in the water, and other things rather than the iconic shots. But this is my fourth trip to Yosemite, and I have a pretty good portfolio. Bill is one of the nicest people and a joy to be around. As with many workshops, hanging out and learning from enthusiastic and experienced people is most of the fun.

Storyboard: *The Palouse Landscape*

Anita Oakley shoots the Palouse

by Anita Oakley

If you were to ask me in June what my photography bucket list items were, I'd have told you The Palouse, the wreck of the Peter Iredale, and Patagonia. Today, there's just one left - Patagonia. I've got to start looking for more items to add.

But I digress... If you have never planned to photograph in the Palouse region of far eastern Washington State, you really should reconsider. I first heard about the Palouse from pro friends Joe Van Os and Darrell Gulin. They try to plan at least one trip each year.

In the early summer - late spring really - the fields are green with new wheat. In late June, canola adds bright yellow fields to the mix. In August the wheat turns gold. All three times are great to shoot.

I flew to Seattle on June 30, and met my friend Elaine there. The next day we drove to Pullman to begin our adventure. (One lesson learned was to check charging stations if you drive an EV. When we got there we discovered that all the quick charging stations in town were down.)

We rented a car and started driving the area. It's so much larger than I expected. It really encompasses the area around Pullman, Palouse, Colfax, and Steptoe, WA, and stretches to Moscow, Idaho. One frustration is that the fields are all so much higher than the roads, so getting a good angle can be challenging.

There are a myriad of old barns, but be aware that some of them are falling down and won't be there much longer. There are also some very attractive newer red barns. A spot of red can be very nice in a rural scene!

There are a couple of buttes that give a great distant view of the fields. The best of these is Steptoe Butte. The best shot is from the pullout just past the cell phone towers, just before sunset.



[View Anita Oakley's Instagram for more of her photography](#)

Storyboard: *The Palouse Landscape*


Anita Oakley shoots the Palouse



© Anita Oakley



© Anita Oakley



© Anita Oakley



© Anita Oakley

(see the next page for more of Anita's Storyboard)



© Anita Oakley



© Anita Oakley



Share your Storyboard!

Dallas Camera Club members are encouraged to send *Thru The Lens* Editor Nancy Mack, 7-9 images along with text that communicates a story, conveys a mood or a feeling. The images could be from a recent trip, a personal project, an event or pretty much anything else.

Ideas for your Storyboard:

- travel photos
- event photos
- holiday photos
- personal project photos
- sporting event photos
- bird or wildlife photos

Upcoming Training

In-person and online training opportunities

In-Person Training*

- September 10 *New Member Orientation* by Keni Evans, 6:15pm, Room 237
- September 10 *My Photography Passion : Nature* by Larry Petterborg, 6:15pm, Room 239
- September 24 *My Photography Passion : Flowers Part 1* by Nancy Mack, 6:15pm, Room 239
- October 8 *New Member Orientation* by Keni Evans, 6:15pm, Room 237
- October 8 *My Photography Passion : Flowers Part 2* by Nancy Mack, 6:15pm, Room 239
- October 22 *My Photography Passion : Landscapes* by Dennis Fritsche, 6:15pm, Room 239
- November 12 *New Member Orientation* by Keni Evans, 6:15pm, Room 237

*Schedule and classes are subject to change. For up-to-date information, visit "Training and Education" at www.dallascameraclub.org

Online Training via Zoom**

- September 12 *Monochrome Processing & Printing*, 7:00pm Zoom

Live Training via Zoom: DCC members may login at www.dallascameraclub.org and visit "Training and Education" page for online training schedule and access codes.

2024-2025 Competition Topics

Themes for each competition category this year

The Dallas Camera Club monthly competitions run from May to February of the following year. There are no monthly competitions in March or April. The Annual Awards Banquet is in April.

MAY 2024

Projected: Open
Color Print: Open
Monochrome Print: Open
Upload Image(s) by May 12
Turn in Print(s) by May 14

JUNE 2024

Projected: Water
Color Print: Water
Monochrome Print: Open
Upload Image(s) by June 9
Turn in Print(s) by June 11

JULY 2024

Projected: Open
Color Print: Open
Monochrome Print: Open
Upload Image(s) by July 7
Turn in Print(s) by July 9

AUGUST 2024

Projected: Low Key
Color Print: Open
Monochrome Print: Low Key
Upload Image(s) by August 11
Turn in Print(s) by August 13

SEPTEMBER 2024

Projected: Open
Color Print: Open
Monochrome Print: Open
Upload Image(s) by September 8
Turn in Print(s) by September 10

OCTOBER 2024

Projected: Negative Space
Color Print: Negative Space
Monochrome Print: Open
Upload Image(s) by October 6
Turn in Print(s) by October 8

NOVEMBER 2024

Projected: Open
Color Print: Open
Monochrome Print: Open
Upload Image(s) by November 10
Turn in Print(s) by November 12

DECEMBER 2024

Projected: Street Photography
Color Print: Open
Monochrome Print: Street Photography
Upload Image(s) by December 8
Turn in Print(s) by December 10

JANUARY 2025

Projected: Open
Color Print: Open
Monochrome Print: Open
Upload Image(s) by January 12
Turn in Print(s) by January 14

FEBRUARY 2025

Projected: Nighttime
Color Print: Open
Monochrome Print: Open
Upload Image(s) by February 9
Turn in Print(s) by February 11


For competition rules and how to prepare images, go to the "Competitions" page at www.dallascameraclub.org

Front & Rear Cover Photos

Thanks to Dennis Fritsche for these cover images



Front Cover: *Elm in Cooks Meadow* by © Dennis Fritsche



Back Cover: *Bridalveil Fall Detail* by © Dennis Fritsche

July 2024 Color Print Competition Results

Congratulations to all Beginner, Advanced and Master Class winners

Color Prints Judge



Anna Fritz is a photography based multi-media artist in Plano, TX and has been educating college photography students since 2005. She is a PhD candidate in Aesthetic Studies at UTD.

Anna's current work addresses perceptions of and restraints on women in the 21st century world still dominated by patriarchal institutions, particularly mass media and its messaging. be "grounded."



[View Color & Mono Prints Video](#)

[View this judge's photography portfolio](#)

July 2024 Master Class Color Prints

- 1st *Bruges Canal* by © Jay Hoppenstein
- 2nd *Sunrise - Colorado Plateau* by © Bill Hayes
- 3rd *Fall - Water Falls* by © Jerry Martin
- HM *Collared Lizard at WMWR* by © Michael Farnham



1st Place Color Print, Master Class
***Bruges Canal* by © Jay Hoppenstein**

July 2024 Color Print Competition Results

Congratulations to all Beginner, Advanced and Master Class winners



1st Place Color Print, Advanced Class
A Clean Jump
by © John Johnson



1st Place Color Print, Beginner Class
Rain Clouds at Sunset by © Artie Turner

July 2024 Advanced Class Color Prints

- 1st *A Clean Jump* by © John Johnson
- 2nd *The Young Entrepreneurs* by © Larry Golden
- 3rd *Take the Wheel, Lead the Way* © Janice Goetz
- HM *The Harp and the Dancer* by © Sharon Sturges

July 2024 Beginner Class Color Prints

- 1st *Rain Clouds at Sunset* by © Artie Turner
- 2nd *Amboselli Water Passage* by © Jennifer Bell
- 3rd *Rocky Mountain Reflection* by © A.M. Gullick
- HM *Dreamscape of Autumn* by © Yan Leveton

July 2024 Monochrome Print Competition Results

Congratulations to all Beginner, Advanced and Master Class winners

Monochrome Prints Judge



Anna Fritzel is a photography based multi-media artist in Plano, TX and has been educating college photography students since 2005. She is a PhD candidate in Aesthetic Studies at UTD.

Anna's current work addresses perceptions of and restraints on women in the 21st century world still dominated by patriarchal institutions, particularly mass media and its messaging. be "grounded."



[View Color & Mono Prints Video](#)

[View this judge's photography portfolio](#)

July 2024 Master Class Monochrome Prints

- 1st *Weather Closing In* by © Dennis Fritsche
- 2nd *Gallian Hall - Elkhorn Ghost Town* by © Kaye Hargis
- 3rd *826 & 828 St. Peter, New Orleans* by © Clinton Kemp
- HM *The Wave* by © Bill Hayes



1st Place Monochrome Print, Master Class
***Weather Closing In* by © Dennis Fritsche**

July 2024 Monochrome Print Competition Results

Congratulations to all Beginner, Advanced and Master Class winners



1st Place Monochrome Print, Advanced Class
***Long Walk Home* by © Sharon Sturgis**



1st Place Monochrome Print, Beginner Class
***Vasquez Rocks California* © A.M. Gullick**

July 2024 Advanced Class Monochrome Prints

- 1st *Long Walk Home* by © Sharon Sturgis
- 2nd *Gourds in Black and White* by © Robert Shaefer
- 3rd *Stormy Stroll* by © Lola Laird
- HM *Javelina in the Snow* by © Scherry Johnson

July 2024 Beginner Class Monochrome Prints

- 1st *Vasquez Rocks California* by © A.M. Gullick
- 2nd *Hitchhikers in Amboselli - Cattle Egrets* by © Jennifer Bell

July 2024 Projected Images Competition Results

Congratulations to all Beginner, Advanced and Master Class winners

Projected Images Judge



Virginia Stranaghan has been a CAPA (Canadian Association of Photographic Art) certified judge since 2008.

As a photographic artist Virginia finds the world around, her provides inspiration and fuels her passion to capture her vision in a photograph, this drives her to continue to pursue and develop her skills and style. She has spent workshop time with both Freeman Patterson and Andre Gallant. The inspiration and insight she gained from this experience is impossible to put into words.



[View Projected Images Video](#)

July 2024 Master Class Projected Images

- 1st *A Little Attitude!* by © Nancy Mack
- 2nd *The View from Steptoe* by © Anita Oakley
- 3rd *And Then She Said...* by © Dennis Fritsche
- HM *Emperor of the Dunes* by © Michael Blachly



1st Place Projected Image, Master Class
***A Little Attitude!* by © Nancy Mack**

July 2024 Projected Images Competition Results

Congratulations to all Beginner, Advanced and Master Class winners



1st Place Projected Image, Advanced Class
***Canoeing at Sunrise* by © Sharon Sturgis**



1st Place Projected Image, Beginner Class
***Whoa Nelly!* by © Kim Kaufman**

July 2024 Advanced Class Projected Images

- 1st *Canoeing at Sunrise* by © Sharon Sturgis
- 2nd *Blue Heron at Pickwick Lake, TN* by © Robert Shafer
- 3rd *Dos Quinceañeras en la Estrella* by © Robert Gullick
- HM *Wakesurfing Abstract* by © A. David Boomstein

July 2024 Beginner Class Projected Images

- 1st *Whoa Nelly!* by © Kim Kaufman
- 2nd *Learning to Fly* by © A.M. Gullick
- 3rd *Monument Valley Mittens* by © Artie Turner
- HM *Kicking Up Your Hills - Chobe River* by © Jennifer Bell

July 2024 GSCCC Photojournalism Image Winners from DCC

Congratulations to A.M. Gullick, John Johnson and Kim Kaufman



Photojournalism • 1st Place
Learning to Fly by © A.M. Gullick



Photojournalism • 2nd Place
A Clean Jump by © John Johnson



Photojournalism • 2ND HM
Whoa Nelly! by © Kim Kaufman



ART THROUGH THE LENS: International Juried Photography Exhibition

Congratulations to Dennis Fritsche



Cima Joshua Trees by © Dennis Fritsche

on exhibit September 10 - November 9, 2024
Yeiser Art Center
200 Broadway
Paducah, Kentucky 42001



FOTO Gallery & Lake Granbury Arts Association at Stanley House Gallery

Congratulations to Sharon Sturgis

An image by © Sharon Sturgis
have been selected to be included in the
FOTO FOTO Gallery, Huntington, NY
and
in the Lake Granbury Arts Association Exhibition at Shanley House Gallery, TX



Helping Hands by © Sharon Sturgis

foto
gallery foto



Outside Photography Contests

Other competitions to consider entering....

Photography C O M P E T I T I O N S

Midwest Center for Photography various categories + video

"16th Annual Ten x Ten"

entry deadline: September 1, 2024

<https://www.mwcponline.com/>

SE Center for Photography

"The Landscape" Exhibit

entry deadline: September 2, 2024

<https://www.sec4p.com/>

Friends of Hagermann

Photo Contest

entry deadline:

September 1 - 30, 2024

<https://friendsofhagerman.com/Photo-Club-Contest>

Sony World

Photography Awards

entry deadline: June 1, 2024 - January 3, 2025

www.worldphoto.org

A. Smith Gallery

entry deadlines:

"open theme I unmoored"

September 3

"story"

October 14

"impressionistic"

November 25

<https://asmithgallery.com/>

Black Box Gallery

"Photo Shoot/2024"

entry deadline: September 13, 2024

"camera work: trees & water"

entry deadline: October 11, 2024

www.blackboxgallery.com

Decagon Gallery

"Motion"

September 1, 2024

"Urban Life"

September 15, 2024

"Dreamscapes"

October 15, 2024

<https://www.decagongallery.com/main>

International Garden

Photographer of the Year

entry deadline: September 2 -

October 31, 2024

<https://igpoty.com>

PhotoPlace Gallery

"Landscape" Exhibit

entry deadline: September 16, 2024

photoplacegallery.com

SOHO Photo Gallery

"Alternative Processes" Exhibit

entry deadline: September 16, 2024

<https://www.sohophoto.com/>

Online Photography Resources

Websites to check out for inspiration

Famous Photographers Who Shaped History

Annie Leibovitz

portraits

Ansel Adams

landscape

Henri Cartier-Bresson

decisive moment

Dorothea Lange

documentary

Richard Avedon

high fashion portraits

Robert Capa

war documentary

Steve McCurry

Afghan girl

Irving Penn

fashion & portrait

Cindy Sherman

conceptual portraits

Walker Evans

documentary

Helmut Newton

conceptual portraits

Vivian Maier

conceptual portraits

Mario Testino

conceptual portraits

Margaret Bourke White

documentary

Imogen Cunningham

portraits

Paul Strand

street

Other Online Photography Resources

Below are several other websites that some of our members enjoy and follow:

LensWork

www.lenswork.com

William Neill

portfolios.williamneill.com

Michael Frye

www.michaelfrye.com

David DuChemin

www.davidduchemin.com

Elements Magazine

www.elementsphotomag.com

Black & White Magazine

www.bandwmag.com

Backcountry Gallery

www.backcountrygallery.com

Outdoor Photographer (UK Ed.)

www.outdoorphotographymagazine.co.uk

Lenscratch

www.lenscratch.com

Lens Culture

www.lensculture.com

Members who place in outside contests are encouraged to share their news and images with the editor for recognition in TTL.

Galleries and Museums with Photography on Exhibit

Venture out to these galleries and museums to enjoy photographic art and be inspired

Transient Vistas

on exhibit at Flats Gallery, Houston, September 1, 2024 - September 29, 2024

Featuring the work of Margaux Crump & Jake Eshelman, Stephanie Cuyubamba Kong, Lorena Molina, Irene Antonia Diane Reece. Curated by Jessi Bowman, FLATS Founder.

[View more about this Exhibit](#)

Transient Vistas delves into the intangible essence of places that are slipping away, either through human intervention or the relentless march of “progress.” Through a nuanced lens, we examine the landscapes that bear the weight of history, witnessing the layers of stories embedded in each terrain.

Flats Gallery is located at 2402 Montrose Blvd, unit 2

Houston, TX 77006 (832) 895-9845

Shop Hours (in-person assistance)-

Tuesday-Thursday: 3pm-6pm; Friday: 12pm-7pm, & Saturday: 11am-4pm; Closed - Sun & Mon



The Impressionist Revolution

on exhibit at the Dallas Museum of Art, Dallas, February 11 - November 3, 2024

The Impressionist Revolution from Monet to Matisse explores the fascinating story of Impressionism from its birth in 1874 to its legacy in the early 20th century. Told almost entirely through the DMA's exceptional holdings, this exhibition reveals the rebellious origins of the independent artist collective known as the Impressionists and the revolutionary course they charted for modern art.

[View more about this Exhibit](#)

Breaking with tradition in both how and what they painted, as well as how they showed their work, the Impressionists redefined what constituted cutting-edge contemporary art. The unique innovations of its core members, such as Claude Monet, Edgar Degas, and Berthe Morisot, set the foundation against which following generations of avant-garde artists reacted, from Paul Gauguin and Vincent van Gogh to Piet Mondrian and Henri Matisse.

Celebrating the 150th anniversary of the first Impressionist exhibition, The Impressionist Revolution invites you to reconsider these now beloved artists as the scandalous renegades they were, as well as the considerable impact they had on 20th-century art.

Dallas Museum of Art is located at 1717 North Harwood, Dallas, Texas 75201. Open Wednesday-Sunday 11am-5pm; Closed on Mondays & Tuesdays.

**DALLAS
MUSEUM
OF ART**

Portraits of Frida by Lucienne Bloch and Nickolas Muray at PDNB

on exhibit at PDNB Gallery, Dallas through November 9, 2024

Portraits of Frida includes extraordinary photographs of the celebrated painter, Frida Kahlo, by two artists, Lucienne Bloch and Nickolas Muray.

Lucienne Bloch (1909 – 1999, b. Geneva, Switzerland) met the married artist couple, Frida and Diego in 1932 when hired to work with the very notable painter, Diego Rivera, in Detroit. This project at the Detroit Institute of Art became the most important Diego Rivera mural in the United States. Lucienne, Diego and Frida became fast friends. Some of Lucienne's portraits of Frida in Detroit will be included in this exhibition.

[View more about this Exhibit](#)

Nickolas Muray (1892 – 1965, b. Szeged, Hungary) was a successful commercial photographer and two-time Olympic fencer based in New York. He was known for his portraits of actors, playwrights, ballet dancers and other notable figures in the arts. Muray was a pioneer in color photography advertising. Ladies Home Journal produced the first natural color advertising photograph in 1931, Muray's grand Miami image of a swimming pool with 17 models in swimwear. He was a master printer, using the three-color carbon printing process, revealing deeply saturated color, which became a signature of his photographs.

PDNB
PHOTOGRAPHS DO NOT BEND GALLERY

Muray met Frida in Mexico through their mutual friend, the artist, Miguel Covarrubias. Nick and Frida became lovers for the next ten years, resulting in some of the most important photographic portraits of Frida ever taken. Some of these iconic images will be featured in this exhibition.

PDNB Gallery is located at 150 Manufacturing St, Suite 203, Dallas, Texas 75207. Gallery hours are Tuesday - Saturday, 11:00am - 5:00pm. Admission is free and open to the public.

PDNB Gallery
www.pdnbgallery.com

Craighead Green
www.craigheadgreen.com

Dallas Museum of Art
<https://www.dma.org/>

Talley Dunn Gallery
talleydunn.com

Amon Carter Museum of American Art
www.cartermuseum.org

Places of Prayer

Congratulations to DCC members and all other exhibiting photographers

PLACES OF PRAYER

Photographs by Eight Photographers

Dallas City Hall Lobby
1500 Marilla Street Dallas, Texas 75201
On display August 7–September 1

Opening Event with Photographers in Attendance
August 7 from 12:00 noon to 1:00 pm

Photographers:

Daisy Avalos, Justin Curtsinger, Frank Richards,
Gary Skotnicki, Robert Sherman, Charles Davis
Smith, Nelson Hunter Spencer, Diane Van Buren



Event Sponsored by

City of Dallas Office of Historic Preservation
Dallas Municipal Archives

Original Exhibit Sponsored by

St Matthews Cathedral Arts,
Evelyn Luciani, Gallery Director

Curated by Carolyn Brown

Places of Prayer Photography Exhibit at Dallas City Hall

August 7 - September 1, 2024

Well known Dallas photographer, Carolyn Brown, lead a team of 8 amateurs photographing places of worship in DFW Metroplex to mount a photo exhibition. The Places for Prayer exhibition was presented at St. Matthews Justus Sundermann Gallery in March. An edited version of the exhibition will be shown at the Dallas City Hall from August 7 through September 1 with 5 additional churches and larger prints. There will be an artist's reception on August 7 from 12 noon to 1pm - no refreshments or speeches. You are invited to the reception and to visit the exhibition during August anytime City Hall is open.

The easiest place to park is behind the City Hall (see see yellow and green areas on attached Map). Parking is \$1/hr paid to the meters in quarters. The easiest entry to city hall is via the Ervay St entrance on the SE corner of the building (red arrow). After going through security, walk straight down the corridor on the backside of the building to the main lobby (red circle).

City Hall Map and Parking



Photographers:

***Daisy Avalos
Justin Curtsinger
Frank Richards
Gary Skotnicki
Robert Sherman
Charles Davis Smith
Nelson Hunter Spencer
Diane Van Buren***

DCC Logo'd Apparel

Now available direct from Land's End

***The Dallas Camera Club Land's End Storefront
is Open for Business***



Gear up with DCC "logoed" apparel from Lands' End in time for the celebration of our 90th Birthday.

Visit <https://business.landsend.com/store/dallascameraclub/> to access the DCC Store. Once in our store, you can search for whatever you are interested in and have one of (currently) three logo versions applied (for a small fee).

It is suggested that you click the "No Minimum" quantity box to simplify your searches.

**If you have any questions, contact
Larry Petterborg at lpetterborg@gmail.com**

85th Annual PSA Photo Festival

September 18-21, 2024 • Tucson, Arizona



[View PSA Website](#)



[View PSA Convention Website](#)

Dates September 18-21, 2024

Location Loews Ventana Canyon Resort
7000 N Resort Drive
Tucson, Arizona 85750

Online Registration begins April 1, 2024 and closes on August 15, 2024.
On-site Registration opens September 15, 2024

Not a member? Join now and save \$80.00 on the registration fee if you register before May 31, 2024. Digital membership is only \$45.00!

***For questions or help with registration, email
membership@psa-photo.org
for assistance.***

Club History & Benefits of Membership

Education, fellowship, discounts and much more

Dallas Camera Club (DCC) was organized in 1934 by 52 printmakers meeting twice a month to improve their photographic skills. Color slides were added, presumably in the 1940s, and color print competitions were added in 1970. In 1998, images from digital files were first accepted into DCC competitions. In 2005, slides were combined with projected digital images to create the projected images category. Slides were eliminated in 2008. Club competitions are now focused on color prints, monochrome prints and digital projected images.

The objective of the club is “the mutual entertainment and education of its members in all forms of amateur photographic art.” The DCC hosts contests and events including monthly competitions, field trips, workshops, programs of general interest, an awards banquet and an annual competition (the “Bird”) between DCC and Fort Worth Camera Club members. The DCC emphasizes intra-club competition as a learning process. Importance is placed on helping the beginner or new member feel at ease, ask questions, learn and participate.

Dallas Camera Club Membership Benefits

- Build friendships with others who enjoy photography
- Receive praise and constructive criticism to expand your potential
- Share your interests or photographic projects by creating a Potpourri show
- Benefit from extensive online and in-person training
- Enjoy guest speaker presentations from all kinds of photographers
- Attend the Annual Awards Banquet to see and celebrate high score earners
- Compete in image competitions that help you learn and keep you engaged in photography
- Participate in club-coordinated field trips to practice your passion for photography
- Take advantage of club member discounts available from a growing list of photography-related vendors

Visit www.dallascameraclub.org to become a member today.


Dallas Camera Club Logos Over the Years



1958-1960




1960-1962



1962-1964



1969-1973



1974-1983



1983-2009



2009-2024



90th Anniversary
Commemorative Logo

The commemorative 90th Anniversary DCC logo shown at left was designed by DCC member, Keni Evans and will be used throughout 2024.

DCC Club Affiliations

Regional and worldwide memberships

Dallas Camera Club (DCC) is a member of Gulf States Camera Club Council (GSCCC) and the Photographic Society of America (PSA).

GSCCC currently has 35 camera club organization members from Louisiana, Mississippi, New Mexico, Oklahoma and Texas. DCC member's images are selected by the DCC GSCCC representative to compete in inter-club image competitions throughout the year. GSCCC also holds a convention each year that brings members from camera clubs across the gulf coast region together for fellowship, training, photography field trips, year-end competitions and an annual awards banquet.



[View GSCCC Website](#)



[View PSA Website](#)



The Photographic Society of America (PSA) is a worldwide organization providing a wide range of services that promote photography and benefits to its members. Individual members can participate in competitions, study groups and on-line education programs designed to advance their photographic knowledge and skills.

Competitions are held for clubs, councils, federations and chapters. Member image galleries are available for viewing. Image analysis and critique, discounts for both hardware and software products as well as the monthly PSA Journal are available to members.

Dallas Camera Club was proudly awarded 2nd Place in the PSA's 2022 Newsletter Contest (Magazine-style category). DCC's December 2022 issue of *Thru The Lens* was selected from among entries by PSA member clubs, chapters and councils, worldwide, who produce an electronic or printed magazine-style newsletter.



**Photo Tours
& Workshops**
for the Naturally Curious™

Jeff Parker
Explore in Focus™
(512) 378-3355
ExploreinFocus.com

**Thanks to these
supporters of**



Click an ad to view their website!

*Show them our appreciation
with your business!*



RED RIVER PAPER

10% OFF
Discount for Members

Call for details
214-637-0029

**COMPETITIVE
CAMERAS LTD.**

**Competitive Cameras
stocks the latest and best
photographic brands!**

Monday - Saturday - 10:00 A.M. to 3:00 P.M.

2025 Irving Blvd # 107 • Dallas ~ 214-744-5511

YOUR AD HERE

\$15/month or \$150/year

***Promote your business
and support DCC!***

Thru The Lens
IS PUBLISHED 12 TIMES A YEAR

***Reach over 1,100 social media
followers and over 100 members of
Dallas Camera Club every month!***

info@dallascameraclub.org

arlingtoncamera.com



817-261-8131

The Biggest Little Camera Store in Texas

