



Themes & Projects

“EXHIBITIONS in a BOX”

Dallas Camera Club
2023
Nancy Mack



themes & projects

THEMES and PROJECTS – Dallas Camera Club

In Person - Nancy Mack

This is a 5-part, multi-month class ending with a final personal project created by participants.

March 28 – Introduction to photographic themes and how to pull these together in a cohesive manner.

Assignment: look for themes in your current collection of photos OR designate a theme and create a new body of work.


April 25 – Editing the collection. Introduction to a variety of possible project layouts, either online or printed. These will include website, slide show, portfolio, book, zine and other formats.

Assignment: decide how best to showcase your theme; outline a brief proposal for your personal project and begin selecting a format.

May 23 – Participants will share their proposed project with others for discussion and suggestions.

July 11 – Participants will share progress to date on their project for discussion and suggestions.

Sept 12 – Participants will share the final project with the group. Applause!



TRILOGIES from Lenswork, 2023




alternative plan

Nancy Mack will drone on for 5 months


OR

you can complete this course by reading two wonderful books on the subject of

THEMES & PROJECTS



Passenger Seat: Creating a Photographic Project from Conception through Execution in Adobe Photoshop Lightroom



The Photographer's Portfolio Development Workshop



Every picture tells a story
it can be a drawing, photo, painting
Pictures speak louder than words

The cave man knew this - he drew animals on the walls
he “documented” what he hunted and how he hunted it

The savvy marketer of today knows a picture
sells the product. The delicious hamburger combo
you see in the ad is not the meal you get!
Bottom line: he doesn't care. You bought it.



Illustration is vital.

It sells (goods),

it supplements the written word (a news story),

it implores (save the whales)

it advises (don't drive on this icy road)

and the best illustrations or photos

are usually from pros


who sell their work to wire services (Reuters, AP)

and image banks (Shutterstock, Getty)



Two different takes on a topic:

food



Meant to be cookbooks

Recipes and stories from Turkey, Greece, Cyprus

This author visited with immigrants from “camps” who have moved into the general population and work at restaurants and food kitchens; they cook foods from their culture; people and dishes are illustrated.

<http://yasminkhanstories.com/portfolio-item/zaitoun-2/>



Recipes and stories from the Texas Chisolm Trail - lore, legend, romance

This author looks at the history of Texas cooking from the history of the cattle industry, using period photos from museum archives as well as how these recipes are adapted to the modern kitchen. Dishes are illustrated.

http://texana.texascooking.com/books/texas_cowboy_kitchen.htm



An image can allow your imagination
to feel, touch, smell, experience,
remember

you can trigger emotion simply by seeing

An image + words is powerful



journalism

LIFE



The first cover of *Life* magazine
Courtesy of *Life*

The story, shot by one of *Life*'s original four photographers, Margaret Bourke-White, covered the construction of the Fort Peck Dam, a Public Works Administration endeavor to build the largest earth dam in the world during the Great Depression.


NATIONAL GEOGRAPHIC



TIME



Queen Mary, 1930. TIME did News Portraits, mostly illustrations, but a few photographs in the early issues.



news story

National News

Home / News / National News

Photos: Collision between two vintage military aircraft at a Dallas air show kills six

Associated Press Nov 14, 2022 Updated Dec 19, 2022



In this photo provided by Larry Petterborg, firefighters work at the crash scene after a Boeing B-17 Flying Fortress and a Bell P-63 Kingcobra collided in the midst during an airshow at Dallas Executive Airport in Dallas, Saturday, Nov. 12, 2022.

Larry Petterborg - igc, Larry Petterborg

STORMCENTER UPDATE
4 non-worship items have been reported

69 NEWS • WATCH NOW

TUE	WED	THU	FRI	SAT	SUN	MON
42	38	41	37	45	47	43
29	36	25	25	28	35	

69 News afternoon NETCAST for 1/24/23

Cookie Consent
Our website uses cookies to enhance your experience and to assist in our marketing and analytics efforts.

Unexpected photo stories:
this disaster could not be shared nor investigated without actual moment-by-moment real time images that add to the evidence.

On a DCC field trip to the airshow at Dallas' Executive Airport, Larry Petterborg caught photos of the disaster and was picked up for publication by AP.

<https://www.adn.com/nation-world/2022/11/13/dallas-air-show-crash-kills-6-bomber-fighter-jet-involved/>



PLACES

environment




Text + Photo

Hippy couple moves to a Canadian farm in the 70s; text + tiny photos on each page tell a very moving story of the land.

<https://www.powning.com/beth/books/home-chronicle-of-a-north-country-life/>

wildlife



A collaboration between Madison and Lyons - Photographs show trout streams and the wilderness areas surrounding them, local wildlife, and the changes of the seasons with descriptive text.

<https://www.amazon.com/Trout-River-Larry-Madison/dp/0810916975>



Two different takes on sharing a topic:

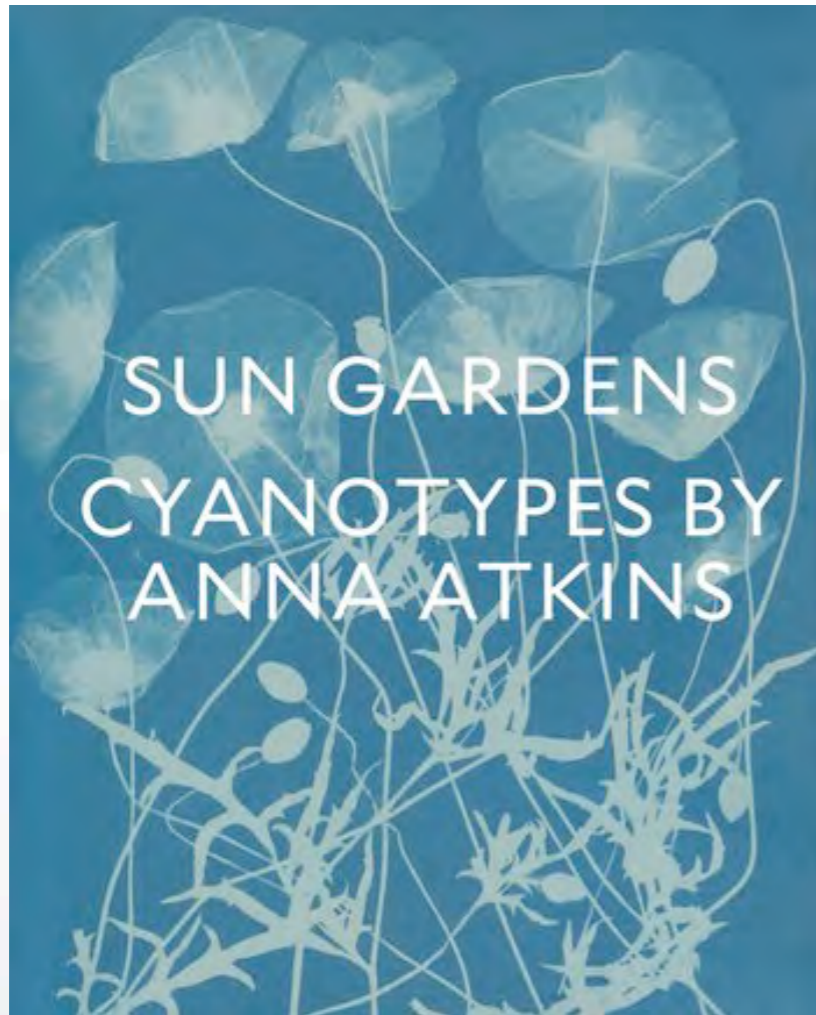
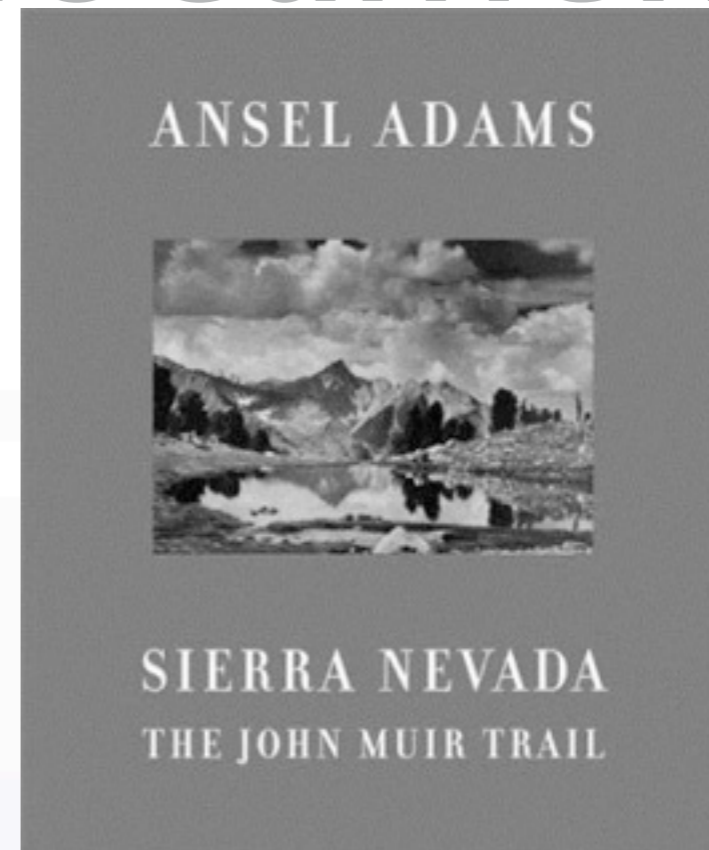


Photo Alone

Anna Atkins - sometimes a visual record alone is sufficient

<https://www.nhm.ac.uk/discover/anna-atkins-cyanotypes-the-first-book-of-photographs.html>

document



Ansel Adams - a story with both illustrations and words is powerful

He was commissioned by the Sierra Club to prepare a book of his photographs taken along the John Muir Trail as a tribute to Pete Starr, a young American mountaineer killed in a climbing accident.



We are photographers for a variety of reasons:
we love cameras/technology
we like to document our surroundings, family,
events, others, etc.

we want to create something and this is our medium
we can communicate a vision, a feeling, an idea
the camera becomes a “ticket” to other worlds



In this series of classes,
we are going to organize our photos in a way
that tells a story.

We will look at our bucket (in LR or in your chosen
filing system), of photos and figure out what thread runs
through them and if we can organize those into
a compelling story.

How you share this with us, is your project.



THEME

Themes in literature:

A theme is an idea, concept, or lesson that conveys a message in a text and explores it through characters, setting, dialogue, plot or elements.

In journalistic writing, we talk about the:
who, what, where, why, when and sometimes how.
("the facts, ma'am!")

In composing any paragraph of substance, we
introduce the subject in the beginning sentence,
tell the story about the subject
and with the ending sentence summarize
what we said about the subject.

Often the last sentence leads the reader to the next paragraph or on to the next topic



Themes in music: country song played backwards:



“My truck broke down and my dog just died
My wife ran away, with some other guy...”

lyrics usually have a chorus
some notes are minor - sadness, longing
some notes are major - happiness, uplifting, fun, joy

classical music:

- ➔ A PASTORAL is a piece of music that makes the listener think of simple, old-fashioned days or of life in the country. Some pastorales have a rural subject, while others use familiar musical themes to evoke this feeling. A true pastorage is a simple opera that takes place in the countryside or on a farm.
- ➔ The *Grand Canyon Suite* by Ferde Grofé was initially titled *Five Pictures of the Grand Canyon*. It consists of five movements, each an evocation in tone of a particular scene typical of the Grand Canyon: Sunrise, Painted Desert, On the Trail, Sunset, Cloudburst.



THEME

Themes in photography:

A photography theme – sometimes called a “prompt” – is a visual element you look for when you shoot. The idea is that it runs through and links the individual pictures in your set or project. What that prompt is, is entirely up to you.

Any noun, adjective, or verb or subject matter you can think of would work, although some would obviously be harder to find and represent in photographs than others.



a rolling pin
a robot
a county fair
a water tower
a hammock
a wasp
New Jersey
the northern lights
a zombie
a bus stop
a burrito
a skateboard
a cupcake
a mirage
a typewriter



THEME

Discovering your Theme

LOOK BACK - pick a time frame - what occurred? What was your response? Did you capture the event? What happened in 2005? 2021? 2022? A certain time period/location? Can/do your photos reflect that reality? In what way? Can you pick an emotion/response?

SEARCH FOR A THREAD - Did your technique (color, b/w, lens, stance,) match what you felt? A certain light/shadows, style (macro, documentary); seasons, wildlife, celebrations... Did the same subject appear again and again? Are you partial to a subject, place, lens, editing style?

Unknowingly, you are gaining insight and revealing yourself!



PROJECT

Give us YOUR personal VIEWPOINT on a subject

Tell the world what you saw/experienced and how you felt about it
in a visual form:

single photograph (we have lots of these in boxes under the bed)

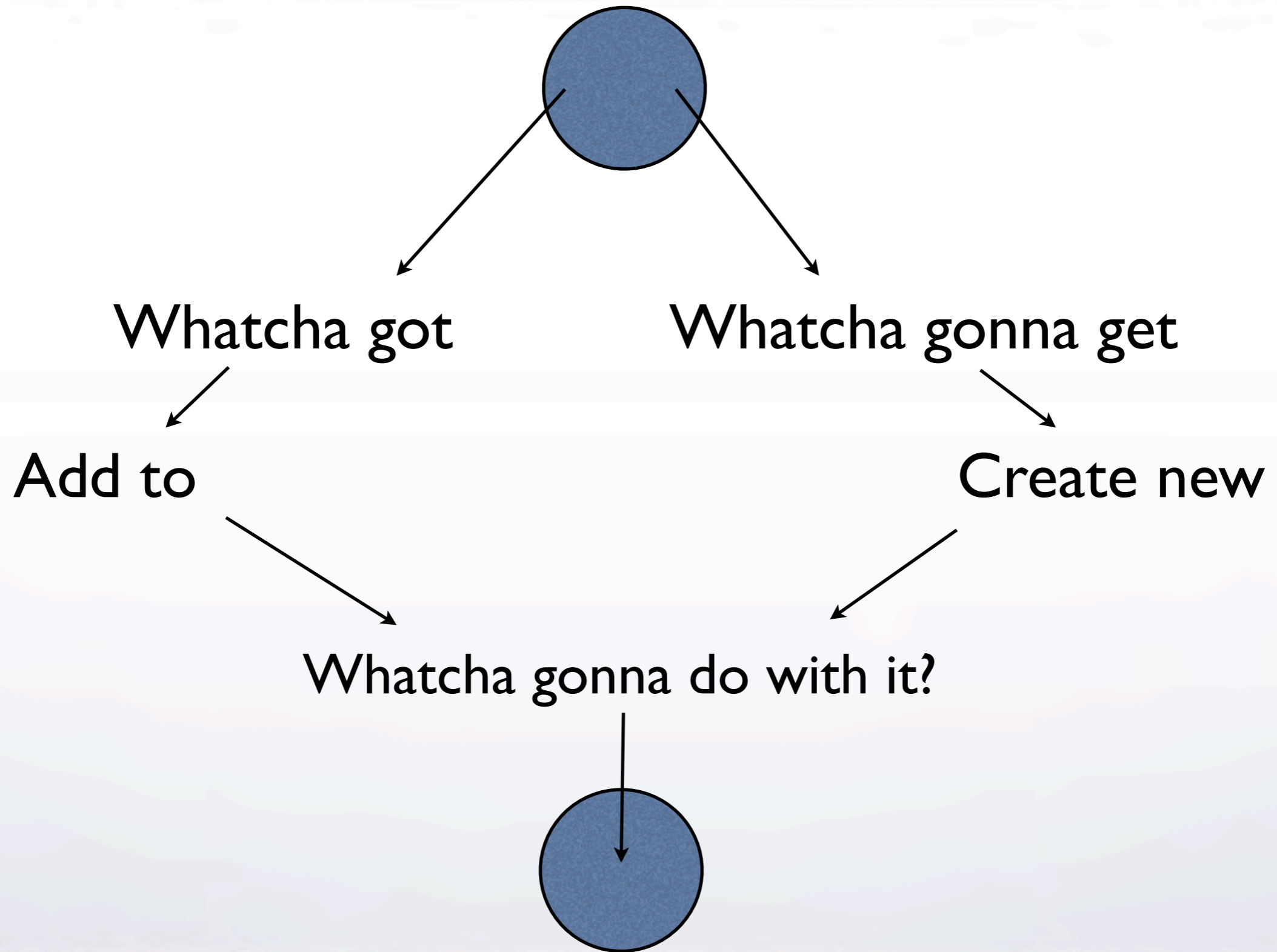
series of photographs (we have hundreds on hard drives)

photograph(s) with words (we can create these)

Gather these and present them in a selected format



YOUR PHOTOS



YOUR PROJECT



ideas



resources



This is my initial attempt at this topic!
my ideas - stuff I had
what I still needed to learn about the topic
how to assemble what I knew to share with others

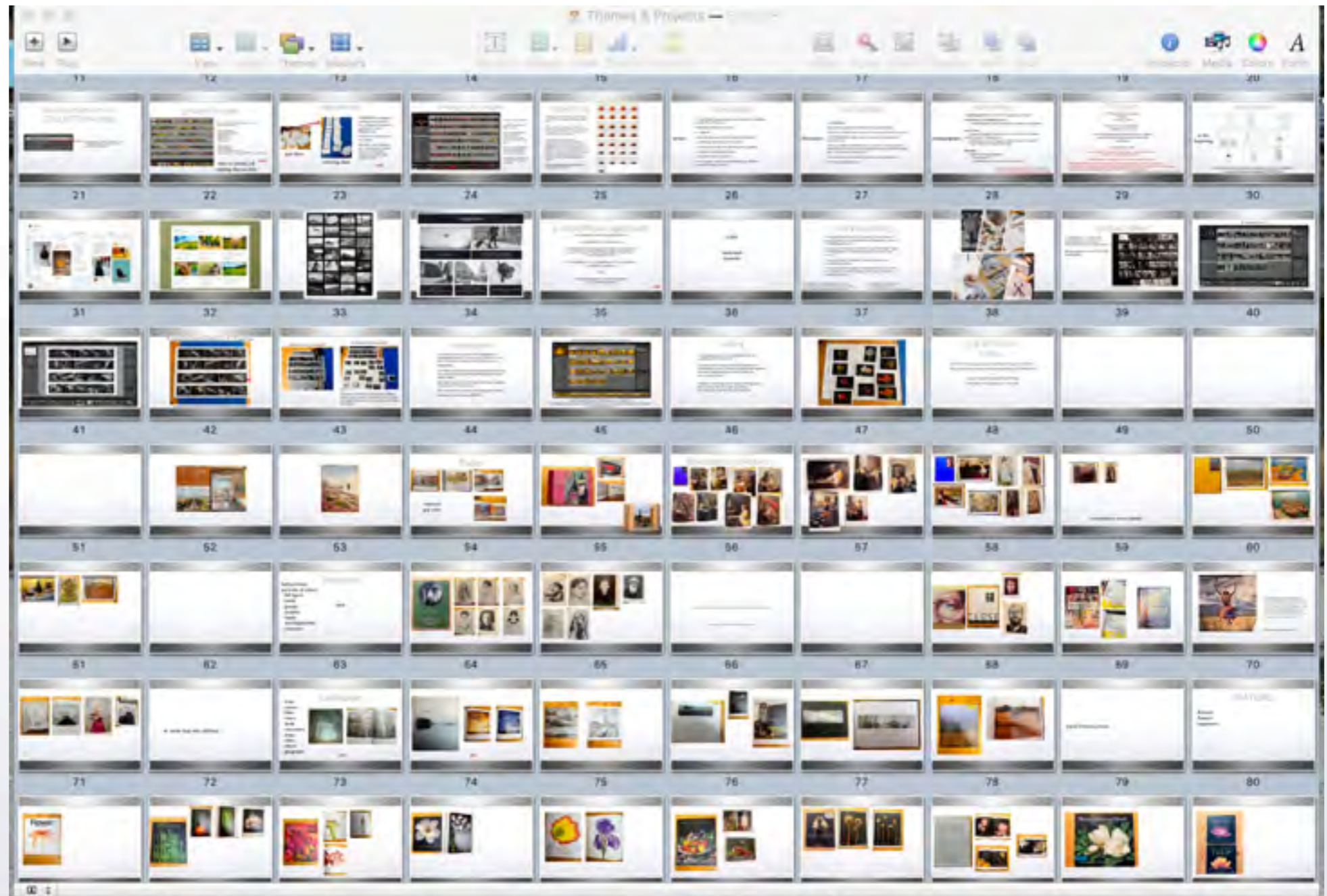



presentation

***an exercise in
organization***

We will go through
this PowerPoint
rather quickly, but it
will be posted on
the DCC website
for anyone who
wishes to delve into
a topic in more
depth.

Slides will have links
to online resources.





Looking at Images: what stands out?

2022-05-19 Polo DOC LEO	39
2022-05-14 Polo DOC NANCY	304
2022-05-21 Trains	139
2022-06-05 Paula's Flowers	252
2022-06-08 Trader Joe's Flower Day	151
2022-06-11 Lomography Achromat lens	68
2022-06-12 Trader Joe's Flower Day 2	67
2022-06-15 Magnolias from WF parking lot	84
2022-06-19 callas & peonies	23
2022-06-29 Myers Park	148
2022-07-01 Flowers	22
2022-07-09 Flowers	4
2022-07-30 Birthday Flowers	16
2022-08-04 Larry Exposure Assignment	138
2022-08-15 Impressive sunflowers	43
2022-08-20 Flowers	12
2022-09-16 from Japanese Garden- 2006	7
2022-09-17 Show Trails	112
2022-09-18 Spider Lily in my yard	78
2022-10-3 Flower & persimmon experim	86
2022-10-8 best Flower & persimmon exp	21
2022-10-8 Flower & persimmon experim	0
2022-10-12 Calla Lilies Trader Joe's	61
2022-10-27 macro flower experiments	65
2022-11-05 macro flower experiments	99
2022-11-06 callas & flowers	65
2022-11-07 foggy day golf course	343
2022-11-08 golf course but no fog	130
2022-11-08 IR golf course	69
2022-11-10 End of Paradise	46
2022-11-17 Tree by Senior Center	661
2022-11-29 North Carolina Thanksgiving	203
2022-12-01 Ranunculus	314
2022-12-02 Dallas Arboretum	34
2022-12-16 Ranunculus 2	237
2022-12-21 Pam Oakes	12
2023-01-01 Sunrise & Shadows	84
2023-01-02 Amaryllis & Ornaments	24
2023-01-21 Erwin Park Winter	129

Lightroom Catalogue

LIGHTROOM

My CATALOGUE is organized in folders by year/month/day/topic

It is a capsule look at what was going on “photographically” in my life.

I do a lot of focus-stacking, so I have an individual folder (in the same CATALOGUE) with each project

Focus Stack Folders 2014	33
Focus Stack Folders 2015	619
Focus Stack Folders 2016	593
focus Stack Folders 2017	603
Focus Stack Folders 2018	1365
Focus Stack Folders 2019	319
Focus Stack Folders 2020	1475
Focus Stack Folders 2021	228
Focus Stack Folders 2022	1684
Focus Stack Folders 2023	336
2023:01:14 Amaryllis	336
2023:01:17 amaryllis trials	64
2023.01.14_001	79
2023.01.14_002	97
2023.01.14_003	63
2023.01.14_004	33

Focus-stack folders



organize the images

#1

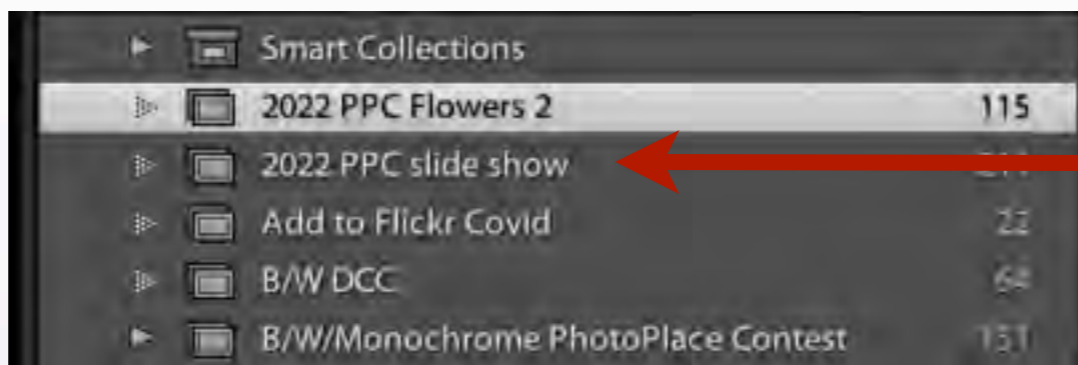
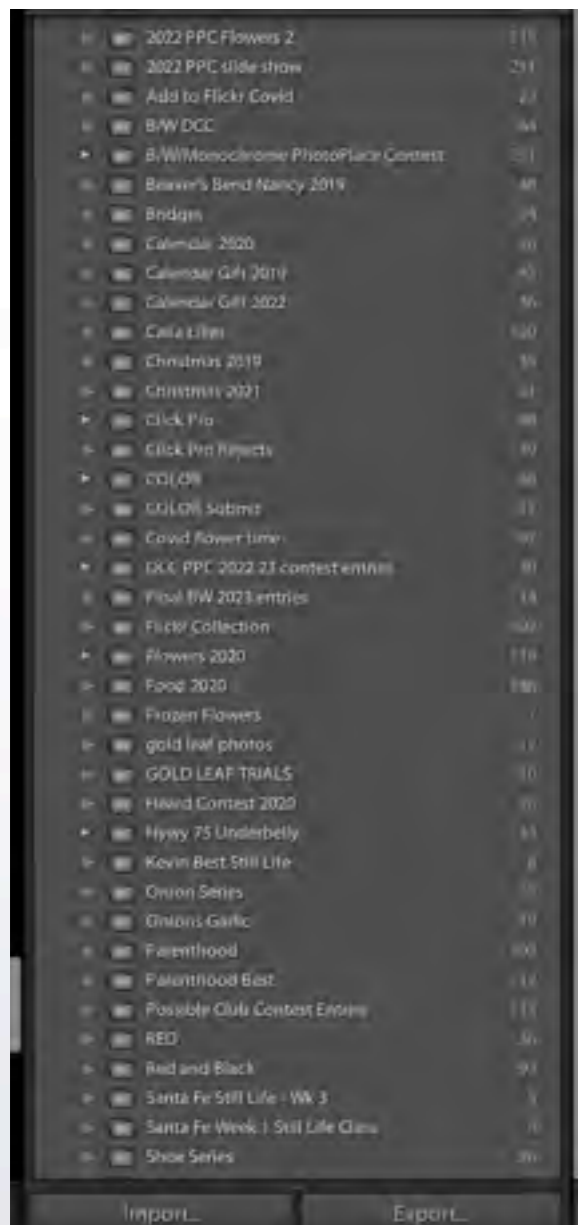
Look through your CATALOGUE and make notes about:

- what image topic shows up frequently
- images you like
- topics you have/would like to expand upon
- styles or edits that resonate

#2

in Lightroom, create a COLLECTION topic folder

- it can be one or many
- these are only copies that point to the original and images can be deleted without deleting the original
- add images from the CATALOGUE to various COLLECTION folders



Here the flower images I selected from my CATALOGUE folders have been put into my COLLECTIONS folder

#3

my examples show that flowers are my top subject

I also like the color RED

have created calendar gifts

like onions and garlic and still life

and not shown, I photograph the scrubby trees in north Texas



grouped images



Here the images are shown in grid view in the (Flowers) COLLECTIONS folder

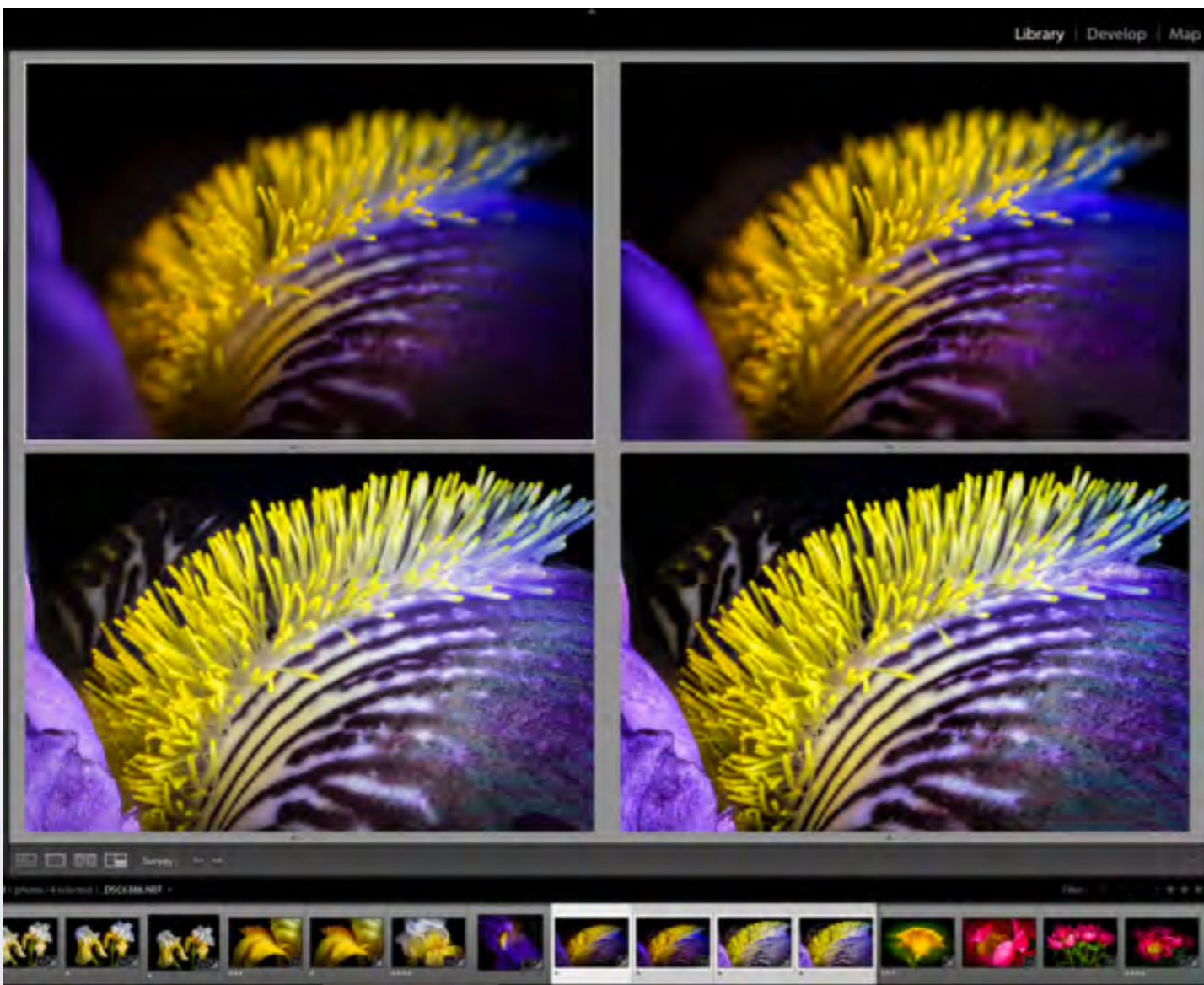
- Look at each image -
- why are there duplicates?
 - different formats?
 - different sizes?
 - different edits?

- The next step is to
- delete duplicates
 - retaining only the best shots
 - double-check for size/resolution/RAW or other formats



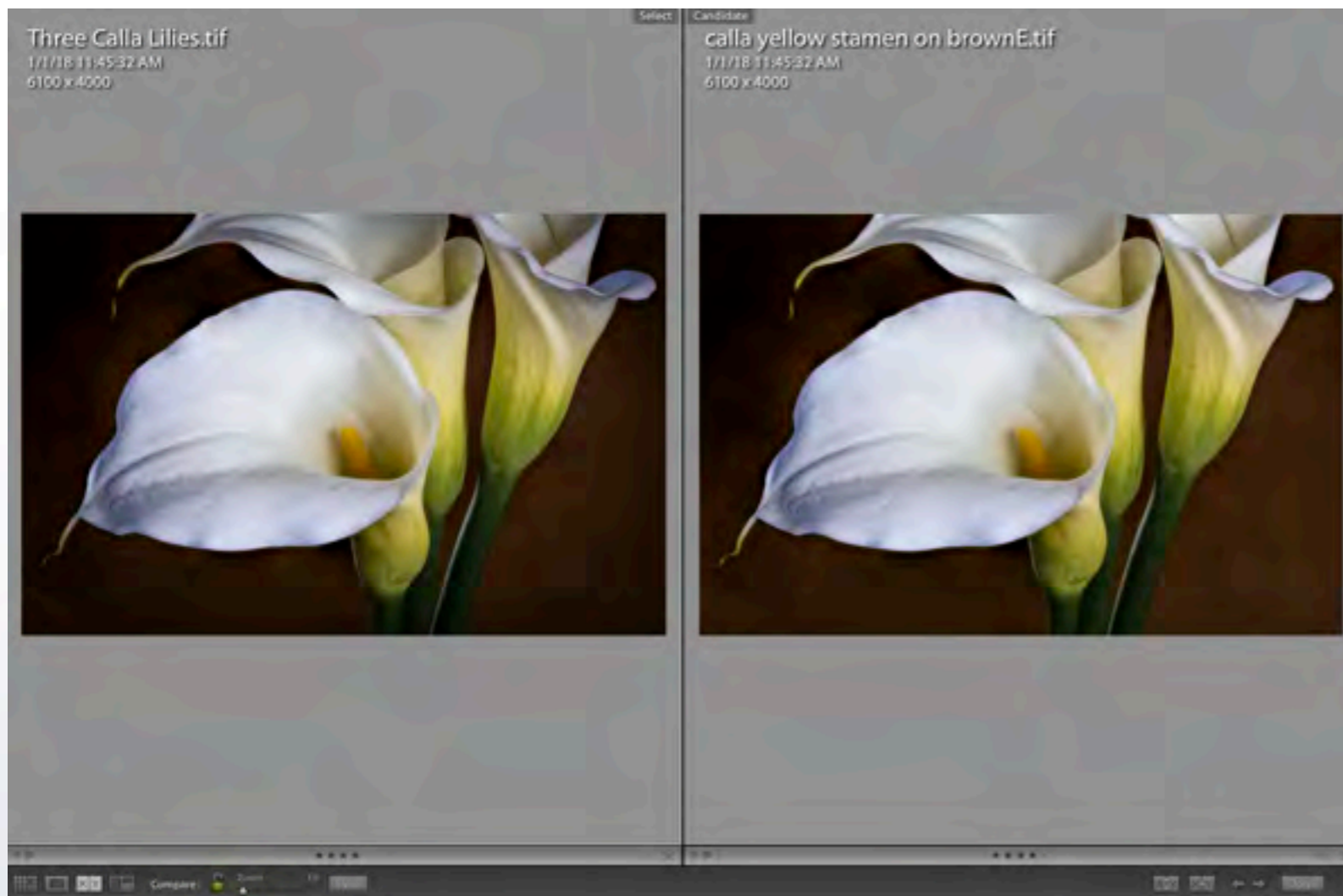
survey mode

Select a group of images in Survey Mode (VIEW: Survey)
Examine the one(s) to delete (hovering with mouse shows an "x" at the bottom right - delete from consideration. (This does delete the image from the current COLLECTION)).





compare mode



Select two images in Compare Mode (VIEW: Compare).

Examine the one to delete.



editing

Each individual photo needs to be edited and the sequence needs to be edited.

a specific series of images needs to be checked for:
size/dimensions, color consistency, viewpoint/perspective,
dust spots, edge patrol, style, subject matter, etc.
that is a personal task


editing for sequencing may be done by sharing images
with someone else who might see defects,
inconsistencies, edits that we personally miss

edit with your mouse...and edit with your heart

are you moved? will your viewer be moved?



sequencing



just ideas



ordering ideas

SEQUENCING, arranging or ordering can be simple or very complicated, depending upon the final use or PROJECT goal.

There are hundreds of ways to sequence:

size, style, color, viewpoint, lens choice, season, location, topic, b/w, toned, date, subject, chronology, view, perspective, etc.



Often overlooked are timeline conventions -
the placement or “flow” of images can take:

a linear fashion

chronological order

positive/negative

large/small

day/night

circular

connections

outline

branching

relationships

progression

here to there

whole to details

express mood, feeling

what came before? what might come after?

sequencing

some timelines need

transitions - physical or implied,
as in a slideshow, following page, chapters



sequencing

Sometimes sequencing follows a natural rhythm... as seen in Trine Sondergaard's Borgherre Apple series.

She has picked the apples, taken them to her studio, then photographed them over the course of a year, always at the same time of day – the time when there is least shadow.

She uses the series to explore the transformations enacted by time itself. The photographic works chart an almost cinematic development, from the crisp, ripe apples to their puckered remains. The withering apples can also be seen as a contemporary take on the still life, a genre that emerged during the Baroque as a symbolic reminder of the inevitability of death and decay.

<https://trinesondergaard.com/portfolio-items/borgherre/?portfolioCats=9>





arrange the images



is there a natural sequence?

in SURVEY view I moved images around

I arranged the flower images by COLOR

the transition between flowers was aided by the last flower of a color having a hint of the color of the next group of flowers

I was deliberately LEADING the viewer. Hopefully, the viewer became engaged

the PROJECT would become the annual DCC potpourri slide show



theme vs. storytelling

This is a very difficult concept.

A **THEME** is a subject, but could be a verb or an idea.

Like items or groupings comprise a **THEME**.

STORYTELLING is how you present that **THEME**.

In a story, every part of it fits together to make a unified and satisfying dramatic whole.

Stories usually have an audience.

The **STORY** is the **THEME** in action.

Entice your viewer.

IF this image is presented...then **WHAT** goes next?



storytelling

A more difficult sequencing format is related to storytelling and the flow of the story.

Storytelling is based on structure.

for a **writer**:

writers

- the main character and his/her goal is introduced
- a conflicting character or action occurs
- tension arises as the main character tries to prevail
- a climax or breaking point occurs
- the problem/issue is resolved

there are many variations and mutations, but the basic sequence is always present



storytelling

for a filmmaker:

- the previous sequence is followed as the script dictates
- but this is a visual format also, so the scenes must follow the script
- a STORYBOARD is often used to outline this combination of vocal and visual
- there is usually an establishing shot, a mid-shot, a close-up; there follows shots that describe the plot/action/storyline and final ending shots - from behind, from afar, etc.
- in between the middle shots are devices such as flashbacks, time travel, premonitions, etc.

filmmakers



storytelling

have you ever picked up a book with a great cover, but the inside images were disappointing?

photographers

Introductory or Establishing Shot

- a captivating first image introducing the viewer to the subject
- first image entices viewer to wonder what may have come before

Body Shots

- images that tell a story about something, an event, a subject, a place, etc.
- a group of images that reveal more detail about the subject; keep the viewer wanting more!
- interspersed bonus images to keep the viewer's attention
- more images that examine the topic

Final Shot

- closes the sequence but leaves the viewer wondering what might come after
- a killer, final image that says
 - “it was worth it”
 - “you liked this, so come back and see more”



the story

What do you want to say?

in pictures

in pictures + words

A photo story can be told in

3 photos, 5, 10, or 100

A good storytelling set of photos stirs the reader's heart and mind, and involves their head and their hearts.

How do you do that?

If you can't identify what makes your story unique and interesting, chances are nobody else will either.

Eddie Soloway: "How do you put the frame around your idea?"

William Neill: "Most of my best images are a result of a passionate response to the subject. ...if the work is successful, one can often gain an insight into the artist's experience or mood. A strong work of art can elicit emotions in the viewer both obvious and unexpected..."

<https://blog.williamneill.com/index.php/2022/01/emotion-the-magic-element/>



storyboard

in the
beginning



A simple storyboard is basically an outline and can be very helpful in sequencing/ordering/arranging/your PROJECT plan.



Milanote



Home Work Photoshoot Brief

Photoshoot Brief

Editors Publish & share Export Zoom out



Client
3 cards



Life Form Furniture


- Founded 1972
- Proudly independant

Client contact

James McFadden, Director
+61 055 76 780
james@life-form.design

The product
3 cards

Life Form are launching a new line of high-end workplace seating that celebrates color and creativity. Designed to be beautiful and striking without compromising comfort and functionality.



Brand personality

- Luxury
- Colorful
- Fun
- Organic

Goals & deliverables
3 cards

Goals

Produce a beautiful catalogue of photographs to help promote the new range of seating.

The photos need to capture:

- The range of colors
- The craftsmanship
- Unique design details

Deliverables:

- 10 x product photographs (standalone)
- 10 x collection photographs

Due date: (this is not flexible unfortunately—media has already been booked for this date).

[Go back](#) [Refresh](#)

Target audience
1 board, 2 cards

About them: Large companies that have a creative twist. They might be public spaces like museums and convention centres, or design or advertising studios.

Looking for: office furniture that will help them create an inspiring place to work.


Frustrated by: Lifeless uncomfortable furniture. They reject boring, bland workspaces.




Target audience
@people

Reference photos
1 board, 2 cards

Moodboard
3 cards


Tools



PROJECT NAME: Country Life
NAME(S) OF THE PRODUCERS: Angela Hoover, Patrick Gomez



SHOT: Long Shot
ACTION: Gives a full view of the scenery

CAMERA MOVEMENT: Pedestal Up
LOCATION/SCENE Country Side



SHOT: Close up
ACTION: Close up view of Melissa's house

CAMERA MOVEMENT: Zoom In
LOCATION/SCENE Country Side



SHOT: Medium Shot
ACTION: Melissa looks for James and Brownie the dog while running on the grass field

CAMERA MOVEMENT: Dolly
LOCATION/SCENE Country Side



SHOT: Close up
ACTION: Brownie the dog responds to Melissa's voice and barks

CAMERA MOVEMENT: Dolly
LOCATION/SCENE Country Side



SHOT: Medium Shot
ACTION: James and Brownie the dog waits for Melissa to find them

CAMERA MOVEMENT: Dolly
LOCATION/SCENE Country Side



SHOT: Full Shot
ACTION: They sit on the grass field and watch the beautiful view ahead of them

CAMERA MOVEMENT: Pedestal
LOCATION/SCENE Country Side



Long Distance



Shot of a plane landing.



*Man walks through the airport with luggage.
(V.O.) Long-distance relationships can be hard.*



*Man gets into a cab.
Man, speaking into his phone: I'm almost there!*



*Cab stops in front of a house.
(V.O.) But it's what makes coming home special.*



A dog exits the front door and runs toward the man.





a sketchbook approach

Art students are trained to use sketchbooks
the sketchbook is an observation log; an idea bank

a sketchbook is an appendage and no serious student would
appear in class on Monday without pages of drawings
for the teacher to check!

NO! the cellphone is not a sketchbook...for the art student -
it could be a supplement

BUT

for the photographer, it can be indispensable
you can scout a location; record ideas, inspirations
and return for an in-depth study
(or the phone can BE the camera)



Michelangelo and the New Saint Peter's Basilica

Sketches for the Sistine Chapel figures

Leonardo da Vinci, sketch for Mona Lisa
Leonardo da Vinci, sketches for inventions

sketches are a precursor to a finished product





storyboarding

For the photographer, a very easy way to do this is to create a contact sheet of a group of photos and print directly from Lightroom or export to Photoshop and print.

A more economical way would be to export individual images to Word, Illustrator or InDesign and print in b/w to a laser printer.

They can be small “thumbnails” because they are only references at this point.

Cut up the grid and arrange the individual images in an order that shows your idea. The images can be moved around to refine the sequence.

<https://www.examples.com/business/photography-storyboards.html>

<https://www.studiobinder.com/blog/storyboard-photography-ideas-template/>

<https://www.unshuttered.org/lesson/information-and-visual-narrative/>

<https://www.canva.com/create/storyboards/>

<https://boards.com/how-to-storyboard>

<https://www.studiobinder.com/blog/storyboard-examples-film/>



contact sheet

a “contact sheet” is simply film negatives placed on a piece of photographic paper to make a print.

the photographer can then “mark-up” intended edits



<https://petapixel.com/what-is-a-contact-sheet/>



IR underpass project



Here I will review my previous edits, wonder why, make adjustments, maybe go back and find a virtual copy and re-edit



IR underpass photos arranged in Lightroom

The screenshot displays the Adobe Lightroom interface with a grid of 20 IR underpass photos. The interface includes a top navigation bar with tabs for Library, Develop, Map, Book, Slideshow, Print, and Web. The left sidebar shows the Library grid, a grid of 12 empty slots, and a collection list. The main grid contains 20 photos arranged in four rows of five. The right sidebar shows the 'Image Settings' panel with various options like 'Image Settings', 'Rulers, Grid & Guides', and 'Show Guides'. The bottom of the interface shows a filmstrip of the selected photos and a status bar indicating '20 images for underpassly' and '12 photos / 1 selected / selected/perspective2 of 1'.




IR underpass photos printed from Lightroom as a 19" x 13" contact sheet



Immediately, I see a duplicate that I did not notice in Lightroom



Cutting into small “thumbnails”





Arranging/ordering/sequencing



This exercise reveals more duplicates, different edits of the same view and possibly tells me that the original idea needs to be tossed and I am back to square #1.



conclusion

I still want to pursue the idea of IR and highway 75 underpasses because I have a project in mind, but I see that I do not have enough material to tell my story.

THEREFORE

I will check the dates/times of my original photos and see if I can add to my image bank duplicating the same light/shadow effect.

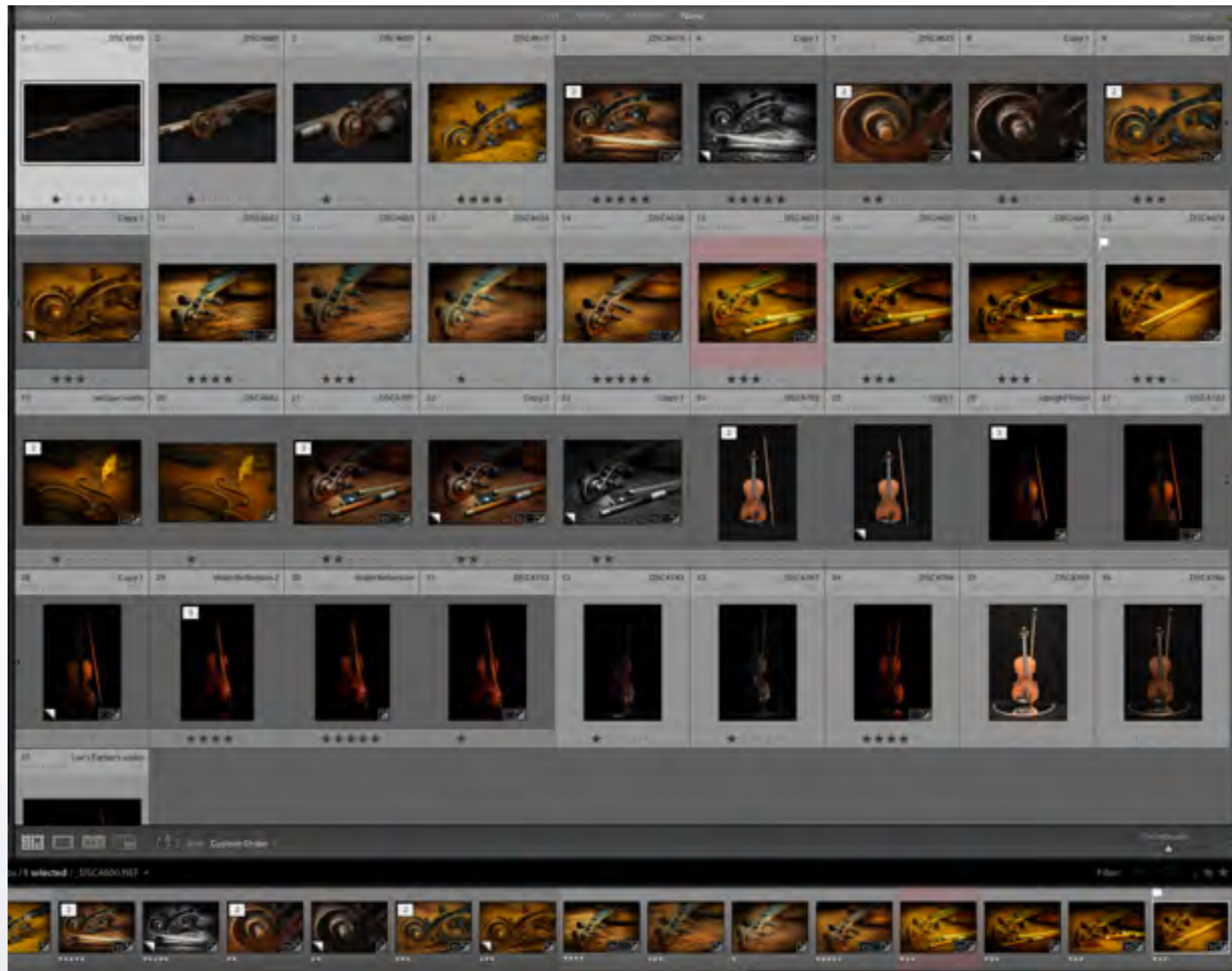
Since they were done in September, I will need to go back to the location for observation.

This may result in an ongoing, long range project instead.

Sometimes an idea needs to SIMMER!



Idea #2 violin photos



Again, I will make a Lightroom Collection for the violin images and repeat the process



Idea #3 morning walk photos



Lightroom Collection for the landscape images edited in the same style, but not yet arranged.



These images were printed on 4"x5" card stock and compared for edits that reflected the tones, exposure and compositions I expected. From this, I know that some will never be used. An actual print is very valuable.





end of themes, unless...

All of this is assuming you have an initial body of images to work with.
You can add to these images with other images from your CATALOGUE

OR

you can create a new body of work entirely
which means we are going on to a new topic!



PhotoPlace Gallery, Vermont Themed Exhibitions



[Account Log-In](#) [Contact Us](#)



[EXHIBITS](#) [SUBMITTING YOUR IMAGES](#) [PREPARING TO EXHIBIT](#) [OUR JURORS](#) [ABOUT US](#) [BLOG](#)



Archives




Dec 2022
Portrait: Self and Others



Nov 2022
The Poetry of the Ordinary



Oct 2022
Monochrome



Sep 2022
The Life of Water



Aug 2022
Color



Jul 2022
Trees



Jun 2022
Found Objects



May 2022
Quiet Landscape



Apr 2022
Dreams and Imaginings



Mar 2022
Botanical



Mar 2022
The Magic of Light



Feb 2022
Traces



trees
oceans
lakes
rivers
lands
mountains
areas
cities
places
geography
travel
details only

Landscape

2022 Natural Landscape Photography Awards

2022 Natural Landscape Photography Awards: The Winners



Devin Rogers

10 Famous Landscape Photographers

Ansel Adams
Michael Kenna
Nadav Kander

Brett Weston
Franco Fontana
Takeshi Mizukoshi

David Brookover
Galen Rowell
Carr Clifton

Sebastião Salgado
William Neill

A Random Selection
from ELEMENTS online
magazine

Paul Wakefield
Uwe Langmann
Christian Choiberg

Franka M Gabler
Rachael Talibart




landscape

texas

sense of place

essence of place


lots of text





Landscape

introductory text only



Lewis Blackwell

photos from the book




Places

venice

what did the artist see?


just notes





HAYSTACKS

what did Monet see?



SERIES

Monet created over 25 haystack paintings at different times of day and different seasons from fields near his home: 1888-1891.

By focusing on the same subject through a whole series of paintings, Monet was able to concentrate on recording visual sensations themselves. The subjects did not change, but the visual sensations – due to changing conditions of light – changed constantly.

Monet and the Haystacks



Monet and the WATER LILIES

SERIES

Monet created over 250 painting of water lilies from his garden and pond at Giverny.

He did not really begin concentrating on this series until he was 70 years old. It occupied the last 30 years of his life (b1840 - d1926). He suffered eye problems and cataracts, but painted every day.

Monet and the WATER LILIES



Claude Monet, Water Lilies (4), 1908



Claude Monet, Water Lilies (5), 1904



Claude Monet, Water Lilies (3), 1897-1899




Claude Monet, Water Lilies Red, 1914-1919



Claude Monet, Water Lilies (2), 1916-1919



Claude Monet, Water Lilies (2), 1914



Places

what did van gogh see?

mediterranean
south of france



paintings: only later did someone add text for location


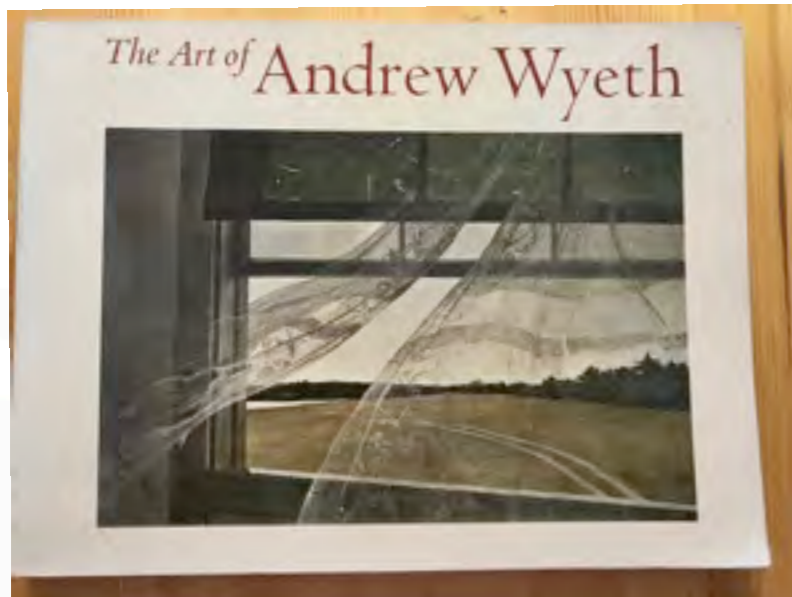




Places

what did andrew wyeth see?

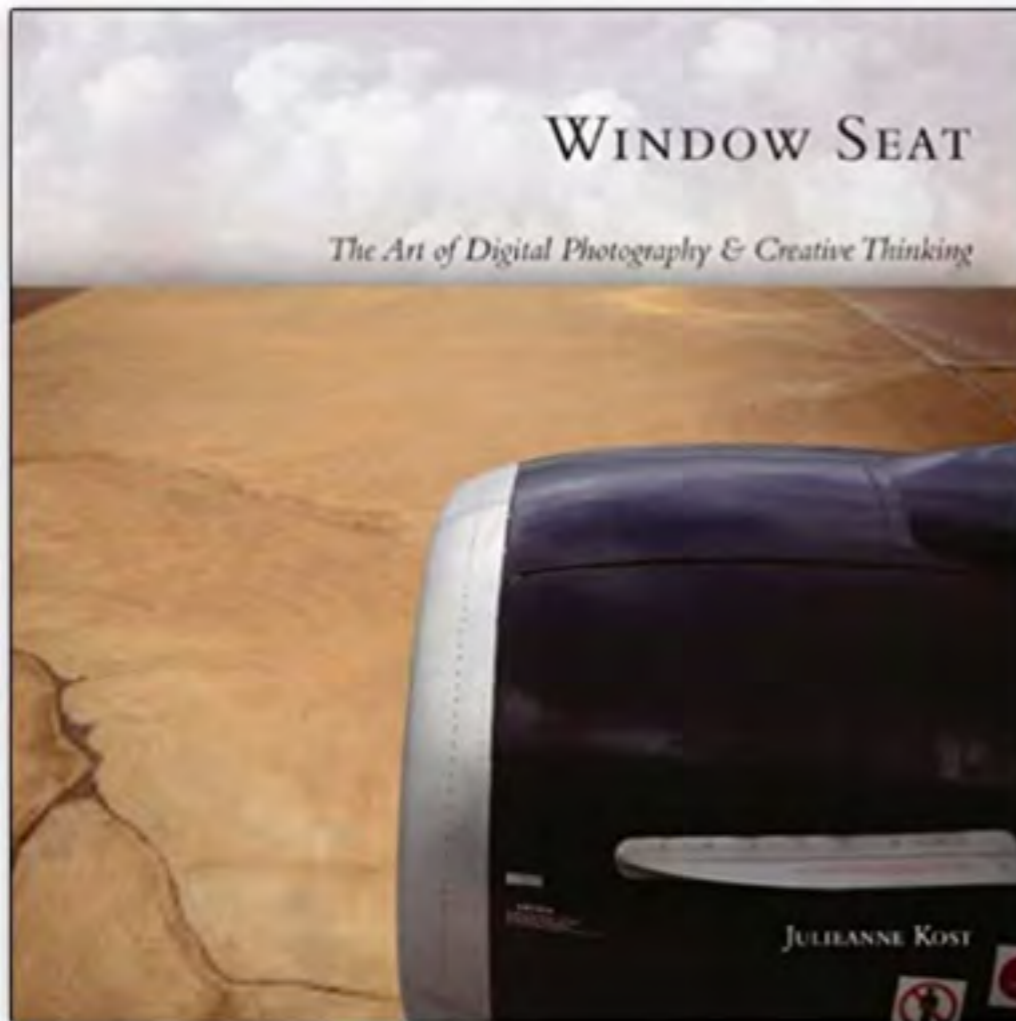
text tells name, date, artist





Places

what did Julianne Kost see?





Places



Debra Bloomfield



introductory text only





introductory text only

Places




David Plowden



David H Gibson



Larry Kanfer



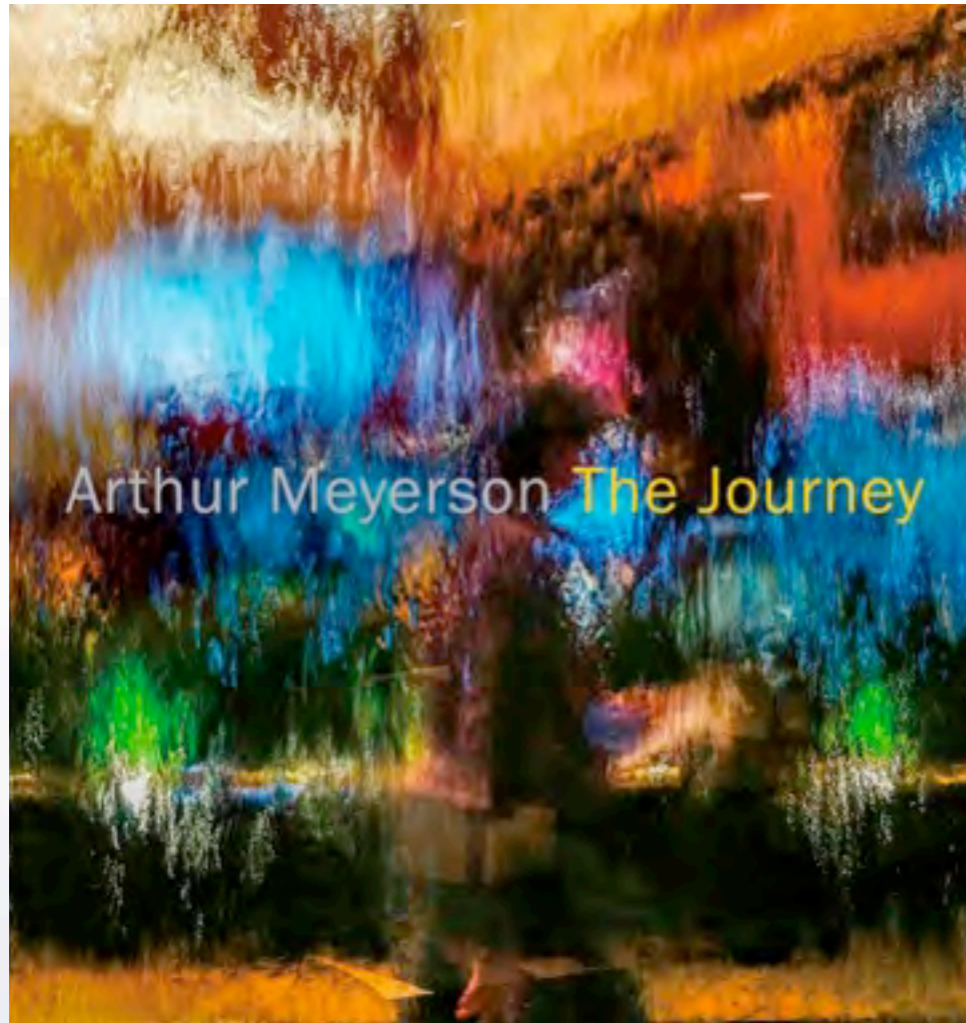
Wyman Meinzer

Georgia O'Keeffe

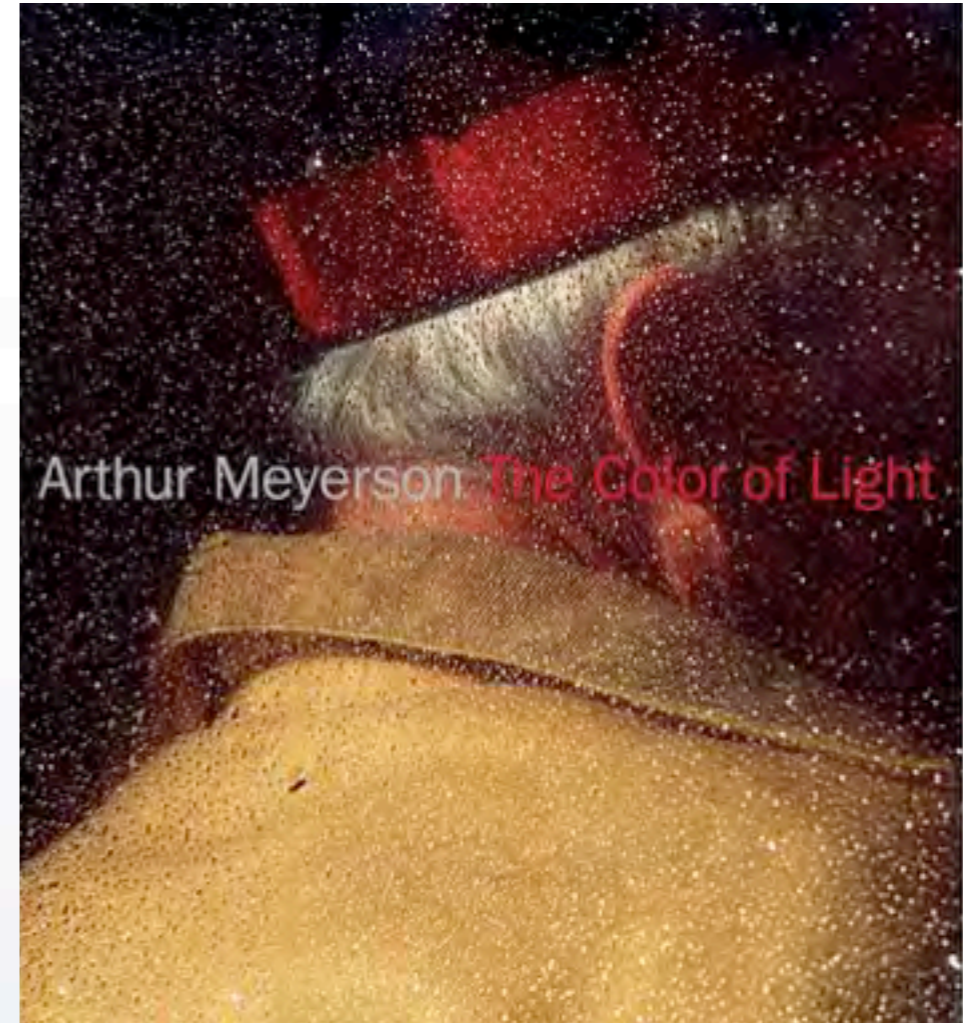
Joel Meyerowitz



Arthur Meyerson



The Journey



The Color of Light



Portraits

Self-portraits

portraits of others

environmental portraits

full-figure

heads

groups

couples

hands

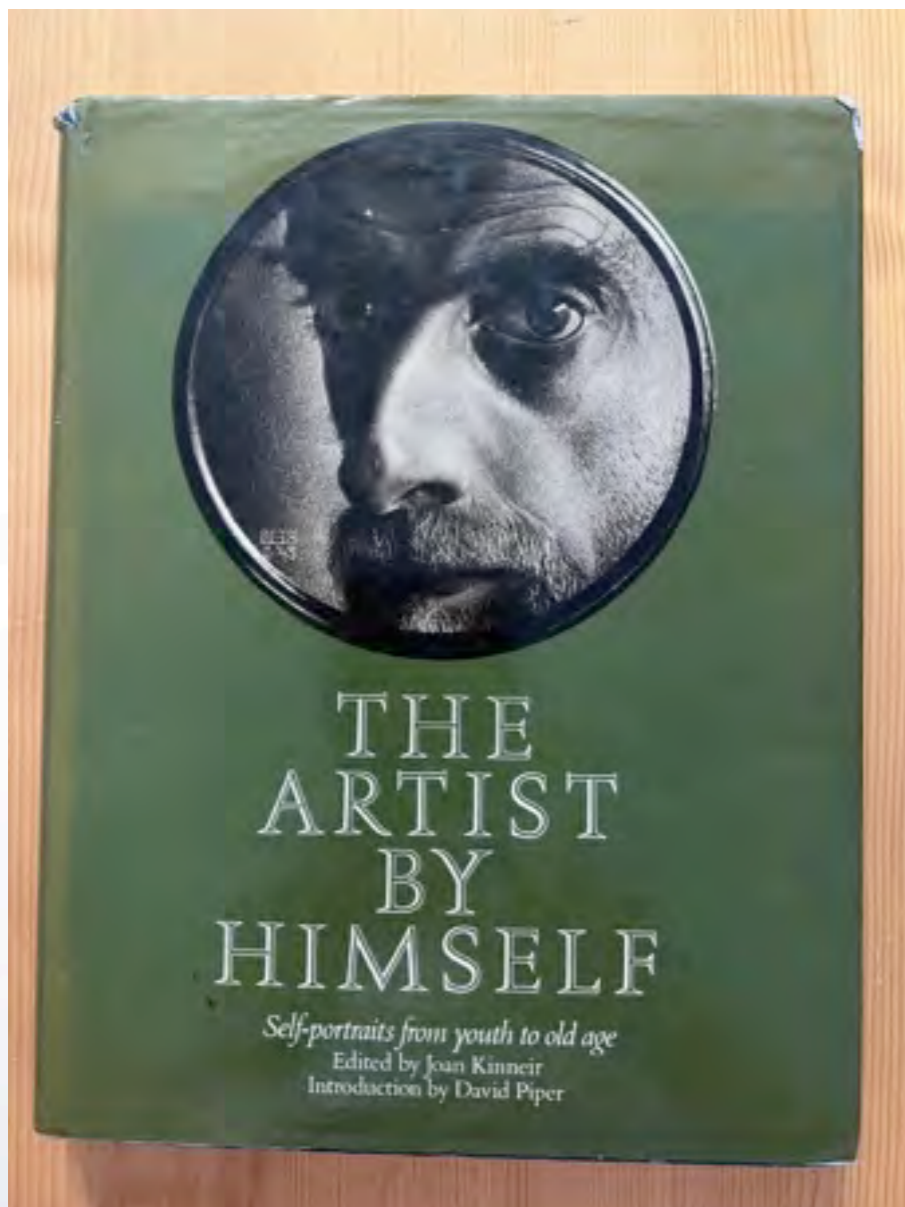
working/activity

costumes

street photography

Van Gogh Self-Portraits





M.C Escher




Albrecht Durer



David Hockney




Friedrich Johann Overbeck



Egon Schiele



Henri Fantin-Latour



Aubrey Beardsley




M.C Escher




Pablo Picasso




Edvard Munch



Rembrandt



Henry Moore



Camille Pissarro



Wisdom

Andrew Zuckerman



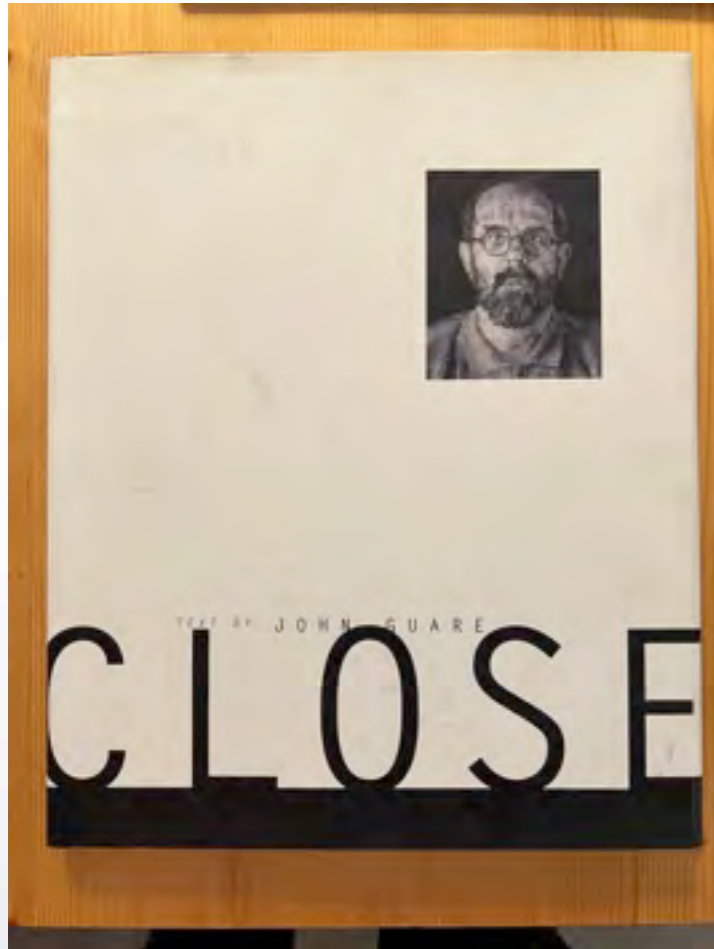
Ideas

Includes DVD

Andrew Zuckerman



scaffold-size photorealistic portraits




Chuck Close
about his life




environment portraits



Johannes Vermeer







Johannes Vermeer





James Whistler





John Singer Sargent





portraits with masks



Celebrated photographer Chris Rainier has documented indigenous and endangered cultures worldwide. What began as a focus on the masks of New Guinea—where modernity threatened to erase ancient rituals and cultures—became an expansive journey to find and photograph traditional masks that has taken Rainier across six continents over the past thirty years.

<https://www.chrisrainier.org/mask>



portraits with costumes

Portraits in Lace Breton Women Charles Fréger





Charles Fréger





Cindy Sherman

Cindy Sherman is one of the best-known and most important artists working today. Her decades-long performative practice of photographing herself under different guises has produced many of contemporary art's most iconic and influential images.



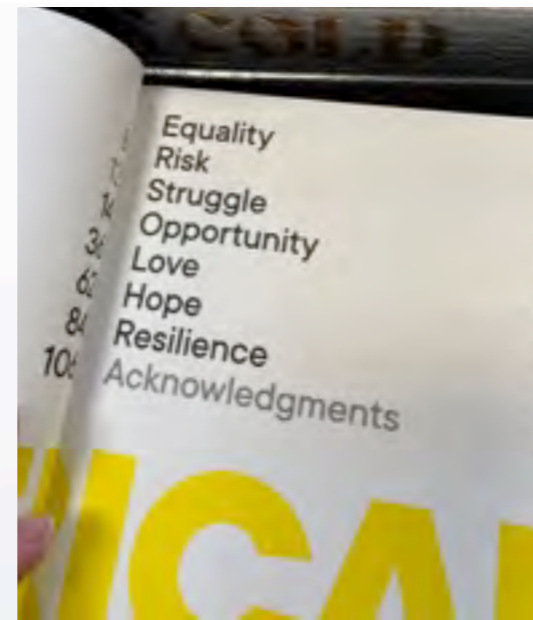
Trine Sondergaard

portraits
with
native hats





An American Portrait during the pandemic told by PBS



The Year Time Stopped: The Global Pandemic in Photos

200 images curated from thousands submitted from around the world



women photographers

PILGRIMAGE Annie Leibovitz




Dorothea Lange



Julie Margaret Cameron



Tina Modotti



Margaret Burke-White



Imogen Cunningham



Fran Foreman


16	Felix Distman
17	Negro Folk
18	Wynne Wood
19	Charlotte Fortmeyer
20	Sigmund Freud
21	Charles Darwin
22	Eleanor Roosevelt
23	Pharis Anderson
24	Graceland
25	Abraham Lincoln
26	David Choeur French
27	George O'Keefe
28	Pharis Graham
29	Eric Rieder
30	Manzoni
31	Flowerpot (Levi & Willem Clark)
32	Anna Galka
33	Pete Singer
34	Leisa May Froom
35	Henry David Thoreau
36	Ralph Waldo Emerson
37	John Muir
38	Julia Margaret Cameron
39	Amal Adams
40	Tenmooth House
41	Old Faithful
42	Robert Smitson



time



seasons



Jennifer Steinkamp

Season Animations

Judy Crook, 2, tree animation

Jennifer Bartlett



AIR: 24 Hours, a group of 24 paintings, one for each hour of the day. The cycle documents the passage of time, depicting a different area of the artist's home and studio in Manhattan.

create a lifespan of a chosen subject



NATURE

animals
flowers
vegetation



Andrew Zuckerman



creatures of all kinds




Niall Benvie



click on "Meet your Neighbors"



fruits
vegetables
foliage

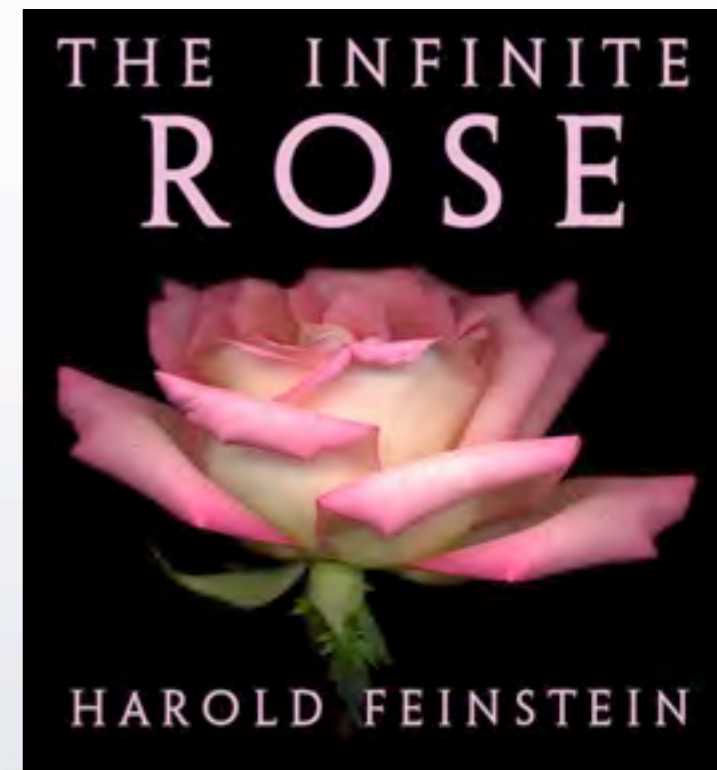
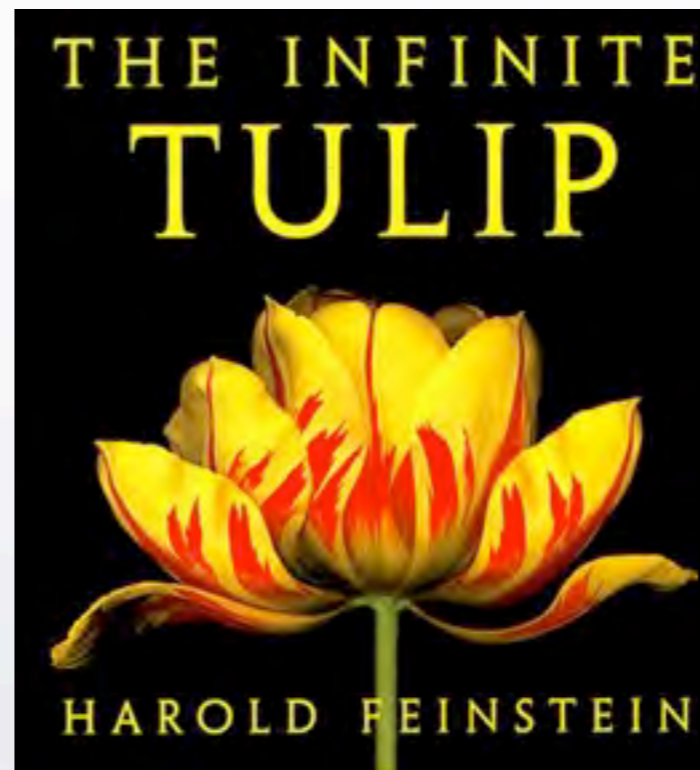


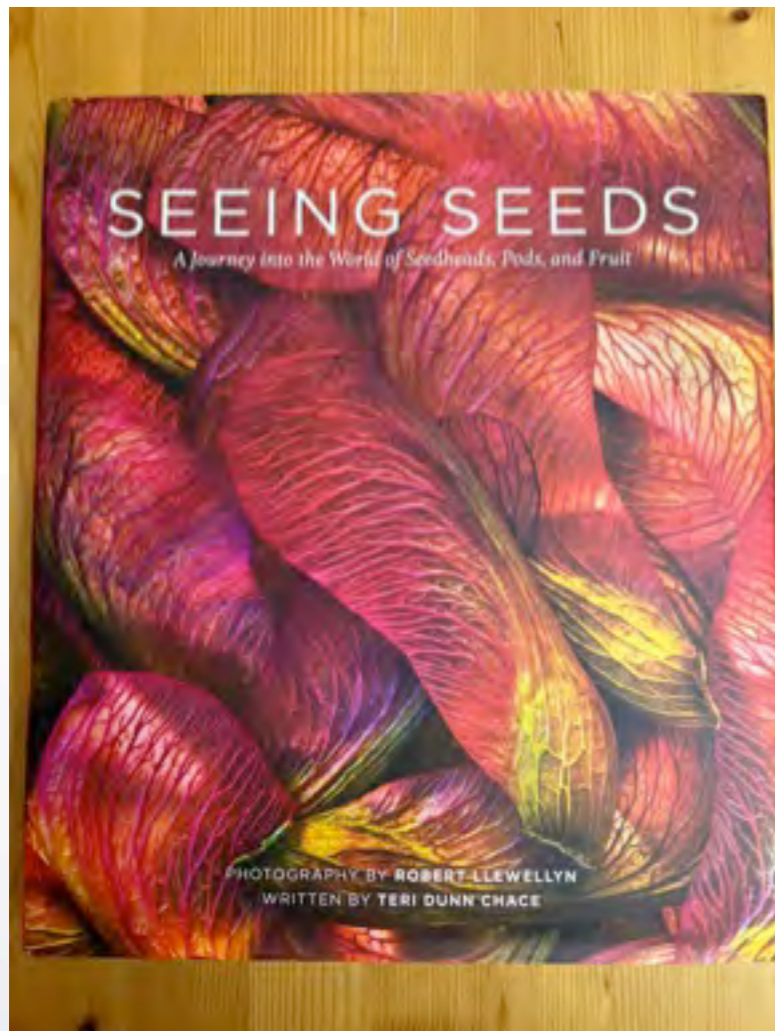
Harold Feinstein



Harold Feinstein

Alternative Process:
All flowers were done
with a scanner in the 90's






Robert Lewellyn






Robert Llewellyn






Paulette Tavormina



Joyce Tenneson





now what???

Assignment:

look at your collection of photos and select a theme
or

create a new body of work based on a theme

Share your theme choice and its arrangement or
storyline in the next meeting



Frank Richards Potpourri video - prior 2020

<https://www.dallascameraclub.org/d/299c90d7-bb13-4237-8c96-77892b340eda>

