



My Journey Through Photography

Jim Walsh



Journey:

A passage or progress from
one stage to another

Austin, Texas
1966



My 1966 version
of an “artistic”
wide angle shot

One of my earliest attempts, taken from the top of the UT Tower.

The interesting thing here is not the quality of the photograph itself as much as it is the view of the 1960's Austin skyline.

This may qualify as “photojournalism” today since it records a scene that tells a story of how things change over time.

That's something to keep in mind. What is mundane today may be of interest tomorrow.



Also from the UT Tower in
1966...

This image captures a
demonstration by the Students
for a Democratic Society
protesting the war in Vietnam.

The SDS was a constant on the
UT campus while I was there.

I graduated in 1969...



Vietnam
1970





Vietnam
1970
Camp Eagle

A significant
change of
scenery from the
college campus.

But a lot of
photographic
opportunities.



Miranda Sensorex Type 1 (1966) Image by Süleyman Demir (Image rights)



Miranda Sensorex Type 1 (1966) Images by Süleyman Demir (Image rights)

Miranda Sensorex 1970

My first serious camera was a Miranda Sensorex.

Miranda was one of the first Japanese companies to manufacture an SLR. They didn't make lenses.

It came with a 50 mm, f/1.9 NIKKOR lens.

Miranda couldn't keep up with rapidly changing technology and went out of business in 1978.



Danang 1970 Marketplace

The color slide was generally the medium of choice.

Dark rooms were available in some locations, but were not always easy to come by.



Vietnam
1970



We had access to a community darkroom on the base in Danang. It was frequently crowded, the chemicals were questionably mixed and the temperatures were not controlled. The results often reflected these shortcomings.




China Beach
Near
Danang
1970

Roughing it




R & R in Thailand 1970





Europe
1971

Morocco
1971





Nikon FE 1983

My first Nikon came with
a 50mm, f/ 1.4 lens.

Later added:

- 28 mm, f/ 2.8
- 105 mm, f/2.5
- 35-200 mm macro
zoom



Stonehenge 1984

Another attempt
at being "artistic"



Ireland
1984



Ireland
1984

Life Intervenes



Self-Portrait
1991

Life Intervenes



New York City
September 11,
2001



New York City
September 11,
2001

The 21st
Century
and the
Digital Age

Dallas Camera Club
2011

Plano Photography Club
2011



Lumix G2 2011

4/3 Sensor
12.1 MP
3" Touchscreen Display

An Adapter enabled
use of Nikon lenses



Nikon D7000
2012

DX Format
16.2 MP



Nikon D810
2014

Full Frame
36 MP



Nikon Z7 II
2020



Mirrorless
45 MP
Full Frame





A frequent question we all get asked is... What do you like to take pictures of?

The answer is...I have no specialty. I take pictures of what interests me at the time.

Look for opportunities.



Landscape



The first opportunities
on a large scale came with
road trips out to the
Great Southwest.



Colorado River
South of Glen
Canyon Dam
2014



Lake Powell
2014



Mount Williamson
1944

Ansel
Adams



Mount Williamson 2016

Sierra Nevada

Inspired by Ansel
Adams



Plaza Blanca
2018



Big Bend 2016

The Long,
Hot, Dusty
Road

Old Ore Road



Death
Valley
Twenty
Mule Team
Road
2016

RAW Version...
Almost gave up on
this one.



Death
Valley
Twenty
Mule Team
Road
2016



Death Valley
2016



Monument
Valley
2018



Las Penas
2017

“Colors of
Urban Life”



Las Penas 2017

“Colors of
Urban Life”



Las Penas
2017

“Colors of
Urban Life”



Las Penas
2017


“Colors of
Urban Life”

People




Whether in portraits or in
Street Photography...

People make fascinating
subjects



Kelcey



Charly



Prague
2013

The Professor




Prague
2013

Contemplating
the Kabob



Luckenbach,
Texas
2016

Pickin' & Grinnin'





Fort Davis,
Texas O6 Ranch
2019

Riding the Range



Fort Davis, Texas
O6 Ranch
2019




The Foreman

He is not impressive physically. He's quiet, low key but... completely in command of the situation.

Family



How I spend most of my
time behind a camera.





Grandsons 2013

Four of the five reasons
I take so many pictures
of kids and sports.



Granddaughter
2019

The fifth reason



Prima Ballerína
2018



Sports Fan
2019



Ethan's seeing
Wrigley Field for
the first time

2018



Catch & Run 2019





Not a grandchild...
But still one of my
favorite action
shots of all time.



Strikeout!
2018



Eye on the Ball
2019



The Thrill of Victory 2019

Game winning walk off hit!



The Agony of
Defeat
2019



Family
2019



Books of
Family
Trips



Still Life




There are two broad types of Still Life...

- Found still life photographs are images of objects that haven't been moved in any way by the photographer.
- Created still life photographs are pictures of objects that are assembled in a visually pleasing manner by the photographer.

Good lighting is critical in both cases. It is more easily achieved in created still life images.




Orchid
2020



Flower Macro
2020



Okra
2021



Phases and Stages 2019



Bartlett House
Malakoff,
Texas
2018



Remembrance of Things Past 2015

Painting with light


Photojournalism





Valley View Mall Demolition 2017





Valley View Mall
Demolition
2017



Valley View Mall
Demolition
2017



Firefighters 2014

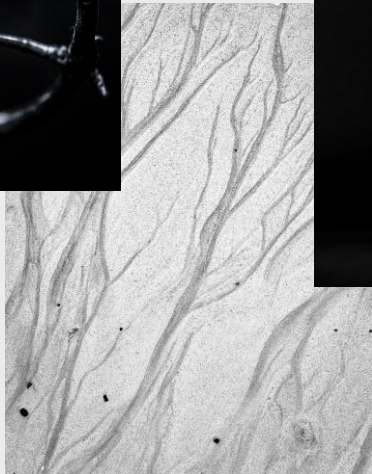
Sometimes,, the story
comes to you.



Lone Star Park
Grand Prairie
2014

The Fall of Number
5

Simplicity



Simplicity can be defined as the photographic equivalent of minimalism.

The composition includes in the frame only the absolutely necessary information.

It should keep the viewer's focus on the main subject by reducing or eliminating distracting background information.

Many of these images are Black & White which, one could argue, is the purest form of photography.




O6 Ranch
2019

Sharing




Mission
Stairway
2016



Negative
Space
2020



Lake Pleasant
New London,
NH
2012




Rocks on Water
New London,
NH
2012



White Rock Lake 2015








Birds on Wires 2015



Frost on Window 2021



Frost on Window
2021




Frost on Window
2021

Unedited
version



Frost on Window 2021



Alaska
2016

Still Standing Proud

Lessons Learned

1. Eighty Percent of success is just showing up.

Lessons Learned

1. Eighty Percent of success is just showing up.
2. Don't be too quick to give up on an image. Work it if it has potential.

Lessons Learned

1. Eighty Percent of success is just showing up.
2. Don't be too quick to give up on an image. Work it if it has potential.
3. Take lots of exposures, especially at sporting events.

Lessons Learned

1. Eighty Percent of success is just showing up.
2. Don't be too quick to give up on an image. Work it if it has potential.
3. Take lots of exposures, especially at sporting events.
4. Have the patience to envision the composition and wait for the moment.

Lessons Learned

1. Eighty Percent of success is just showing up.
2. Don't be too quick to give up on an image. Work it if it has potential.
3. Take lots of exposures, especially at sporting events.
4. Have the patience to envision the composition and wait for the moment.
5. Spend your time on the subjects for which you have a passion.



And that's been
the Journeyso
far