


# ***Thru The Lens***

October 2021

Volume 87 No. 10

*To Promote the Art of Photography & Showcase the Images of DCC's Members*



 **DALLAS**  
CAMERA CLUB  
Inspiring Photographers Since 1934

*Editor - Jay Hoppenstein, MD, FDCC, APSA*

## Focal Point - Larry Petterborg



### FALL DCC MEETING SCHEDULE

After a year and a half, we are finally to going to have an in-person meeting!!! That is the good news. The bad news is that the Covid 19 pandemic is still alive and well and as such, still very much a concern for us. For the next several months (Oct., Nov., and Dec.), the plan is to conduct our monthly contest meetings as live gatherings at Congregation Shearith Israel, as we have in the past. That means that we will be accepting new contest prints, displaying the current contest prints, and retuning old contest prints in the foyer. This club was founded on the making and sharing of photographic prints and it is important that we continue the tradition. Contest results, with judge's commentary, will be shown in the meeting room. Everyone attending will be asked to wear a mask. I think this is a very important first step on our journey back to "normal" meetings. Please come in and look at the

prints on October 12th and say hello to friends you may not have seen in a very long time.

Because of the Delta variant, the community infection rate is much higher now than we anticipated it would be just a few months ago. Therefore, we will be offering our October and November program meetings on Zoom. In December, we will reassess the situation and decide about how to safely proceed in the New Year.



## Table of Contents

<a href="#">Focal Point Larry Petterborg</a>	2
<a href="#">Calendar</a>	3
<a href="#">Click - Hal Sommer - A Single Tulip</a>	4
<a href="#">Q&amp;A - Stopping Fast Action</a>	5
<a href="#">Click - Frank Richards - Stacking</a>	6
<a href="#">Sept. Field Trip to Deep Ellum</a>	7-9
<a href="#">Double Guest Speakers - Oct</a>	10-12
<a href="#">October Field Trip - Pumpkins</a>	13
<a href="#">Nov. Field Trip - Hot Springs, AK</a>	14-15
<a href="#">State Fair Winning Images</a>	16-24
<a href="#">Field Trip Information - Hal Sommer</a>	25
<a href="#">IOM - Nancy Mack - Sewing Box</a>	26
<a href="#">August 1st Place Images</a>	27-29
<a href="#">Cell Phone Photography</a>	30
<a href="#">Ads, Officers, Directors, Meetings</a>	26-32



### Front Cover Image

*484 Seam Engine*

Frank Richards

### Back Cover Image

*Leave the Cubs Alone*

Larry Golden





## Calendar & Notices

DCC Meetings are on the 2nd Tuesdays, Live @ 7:30 PM and on the 4th Tuesdays of every Month starting at 7:00 PM on ZOOM

**Check the DCC Web Site, [Dallascameraclub.org](http://Dallascameraclub.org) , for the Link to ZOOM**

**October Field Trip - Pumpkins Around Dallas**

**Oct 10 - Turn in Competition entry Forms**

**Oct 12 & 16 DCC Meetings**

**Oct 31 - Halloween**

**Nov 5-7 - Hot Springs , AK Field Trip**

### New DCC Facebook Feature

Starting in January we will add a new feature to the DCC's Facebook page. Each month there will be a virtual exhibit of a club member's work. The exhibit can be built around a theme or it can be a collection of favorite images. Members will be asked to submit 10 to 15 images for inclusion in this new DCC Facebook feature.

More info will follow. Be thinking about what you will exhibit.



### October 2021

Sun	Mon	Tue	Wed	Thu	Fri	Sat
					1	2
3	4	5	6	7	8	9
10	11	12	13	14	15	16
17	18	19	20	21	22	23
24	25	26	27	28	29	30
31						

### November 2021

Sun	Mon	Tue	Wed	Thu	Fri	Sat
	1	2	3	4	5	6
7	8	9	10	11	12	13
14	15	16	17	18	19	20
21	22	23	24	25	26	27
28	29	30				

## Click - Hal Sommer - A Single Tulip

At the end of March, I visited to the Dallas Arboretum. It was the end of the Tulip season but still there was plenty to see. I was looking for something different having take more than my fair share of flower images.

Walking along the path I noticed a tall red tulip in a bed of pinks and reds. Being taller than the others, it stood out. I got down low and took the image. (1/200 sec. – f 8.0) I continued my walk and took more pictures along the way.

Once I got home, I downloaded my images but I was not impressed by any of my tulip images. My single red tulip picture was the exception; yet, it still lacked impact.

In Lightroom, I cropped the image tightly. I wanted to leave only the pink tulips and my tall red tulip. The slightly blurred background now looked much better once it was enlarged. Then using the Adjustment Brush, I brightened the head of the tulip and sharpened it a little. Also using the Adjustment Brush, I brightened the stem to its vivid green.

I have now used this image in club Competition which received a second place. It was also entered in the State Fair Creative Arts Photographic competition and placed well.

Without the few minor adjustments made in Lightroom this image would have only been another of my many ordinary snapshots that would have been discarded.



## Q & A - Stopping Fast Action



How do I capture moving subject in a variety of lighting conditions?

The DSLR and mirrorless cameras in use today are splendid tools filled with settings that provide the capability to take photographs under a wide range of conditions. Sometimes the camera's features are buried deep within the camera's menu system, so deep that the user may never know that some features even exist and may not understand how to implement clever settings that improve the probability of recording images under difficult situations.

A perfect example are settings to use when there is a need to use high shutter speeds to freeze motion – such as capturing birds in flight.

Adjusting the control for shutter speed is a setting that anyone using a modern camera knows. The problem is that when the shutter speed is increased (made faster), the aperture must be opened up to get a well exposed image. In Shutter Speed Priority available on these cameras, the adjustment is made automatically. As the shutter

speed is increase the camera dutifully opens up the f stop until it reaches the limit that the lens in use allows. If it's an f 4.0 lens, then the camera to which the lens is attached cannot open the aperture any more. If the shutter speed is increase beyond the ability of the lens to open the f stop, then the image will be underexposed.

Shutter speed of 1/2000 of a second and ever faster are needed and used to freeze the motion of a bird in flight, for example. But the f stop limitation can hinder the bird photographer from using higher and higher shutter speeds.

The solution is to increase the ISO. One way to do this most efficiently is to set the ISO to automatically adjust itself to a value that allows a high shutter speed/aperture combinations. If the photographer consults his or her camera's manual, there will be discov-

ered how to set the cameras ISO limits in both amount and shutter speed.

With this feature engaged the photographer can fire away and expect that the high shutter speeds will result in higher ISO values to record a correct exposure.

One other consideration. Is the setting of the lens stabilization. Many lenses' stabilization feature is either on or off. If panning with a moving subject is required, it is necessary to turn OFF stabilization. Some lenses have settings that will stabilize a lens when used with horizontal panning. If fortunate to use one of these lenses, then the stabilization should be left on.

Lastly, the use of software to reduce or eliminate noise induced by high ISO setting can make the use of a floating ISO an asset, not a burden.



## Click - Frank Richards - Christmas Cactus

This bloom is from a Christmas Cactus that we have had for 20 or 30 years. It blooms like clockwork every winter. I purchased a light box a couple of years ago and have not used it all that much. This looked like a good candidate to experiment with. In addition, I recently bought a camera with built in focus stacking capability that I am trying to understand better. This image was shot as part of an experimental photo session working with these new gadgets. I had a variety of plant materials that I shot that day.

So, I cut off a good specimen flower and set it up in front of my light box. The front side was illuminated with light from a North facing window to bring out some of the surface detail. I was shooting with a 100mm macro lens. 2½ stops of exposure compensation were needed to keep from blowing out the flower and 8 images were stacked to cover the depth of field to render the entire bloom in focus.

The 8 images were preprocessed in Lightroom and moved to Zerene Stacker for focus stacking. Preprocessing was just used to create a good balanced image. You must be careful with any preprocessing to make sure exactly the same edits are applied to all the images. I do not sharpen, transform, crop or do local edits to the image prior to focus stacking. The focus stacked image was then post processed in

Lightroom and Photoshop. Nothing heroic at this point, just trying to get a good quality image that I could print.

This was early December and I was thinking about Christmas presents for my wife. She has always liked this Christmas Cactus, so I thought she might like a print to hang on the wall. (We have a lot of art hanging

around the house, but none of my photos.) I also printed a sunflower close-up and framed both to be hung as a pair and wrapped them up as Christmas presents. She was pleased.

This type of image often does well at the Texas State Fair, so decided to give it a try. It won a 2nd the Flora class.





## Field Trip - September's - Deep Ellum

Attached were all the information that was needed for the Deep Ellum Field Trip Saturday morning, September 25, 2021.

The Field Trip will include a **Scavenger Hunt**, details of which was emailed to everyone on Friday afternoon.

For the first time in over a year the DCC organized a group lunch. Lunch was at St. Pete's Dancing Marlin, <https://stpetesdancingmarlin.com/>, at 11:00am. .

Hal

Hal@SABooks.net

### Dallas Camera Club Deep Ellum Field Trip - Steve Reeves

The September field trip to Deep Ellum was on September 25th and everyone was invited to come down to the historical Deep Ellum neighborhood. Most photographers were well aware of the "target rich environment" that is Deep Ellum and the neighborhood was no stranger to photographers in general and DCC members in particular. Deep Ellum is (always?) in a state of flux and I can say as an 18-year resident of the neighborhood that no two days down here are the same! There is always something to see and the opportunities are end-

less!

The field trip itself was a self-guided affair and the notes in this document given to everyone what was needed to get down to Deep Ellum, where to park, some hints on what to see and expect, and details for the optional "if you dare" lunch gathering that was at **Pete's Dancing Marlin** on Commerce St. on their outdoor patio. To add to



the fun there will be a **scavenger hunt** with free prints as prizes. Fair warning, I've lived here a long time and am quite fond of all the nooks and crannies that Deep Ellum has to offer. Winning this contest will be challenging! I'm a big supporter of Deep Ellum, it has a very special place in my heart and it brings me joy to call it home. Steve Reeves

### Getting to Deep Ellum & Instructions

Parking, and General Advice Directions Deep Ellum is on the east side of down-

town Dallas. Getting to downtown is pretty straight-forward. Getting into Deep Ellum once you're downtown is actually surprisingly tricky on a good day. These days there's a lot of construction around the area adding to the issue. Thank god for GPS directions. Quick and easy, just punch "Deep Ellum" into your smartphone and stay calm. If you're not familiar with driving around downtown you might consider taking DART rail or riding with someone that's familiar with the area.

### When To Arrive

Show up as early as you want. Because Deep Ellum is on the east side of downtown the rising sun bathes the city in a beautiful warm glow. Even on overcast days the early morning light on Deep Ellum and downtown

Dallas is quite photogenic. **Sunrise on Saturday is at 7:17am.** If you get there early enough you may even catch some of the neon signs down here during the morning "blue hour."

### Where to Park

There are lots of parking lots and even a brand-new parking garage on Commerce. That being said, your best bet is to just park along the street. The parking meters are free until 6pm at night and Deep Ellum is big enough that you

(Continued on page 8)

(Continued from page 7) Field Trip

may actually want to hop back in your car to drive around between the key spots to save some time and energy. Safety Like in any urban setting, be aware of your surroundings, take the normal safety precautions you would in

any part of town, and consider hanging out with a buddy or two.

On weekend mornings Deep Ellum is very quiet and mostly vacant. By noon there will be increasing lunch and retail crowds. If you're "COVID shy" I suggest getting to Deep Ellum early and you

should be able to shoot for several hours before the crowds start to arrive.

### Lunch

We are still in the middle of a pandemic and the camera club does take everyone's health and safety seriously. We

## Maps



(Continued on page 9)



(Continued from page 8) Remembrances - Gary Kelly

also want to provide opportunities for folks to get out, see the scenes and to take some dang pictures! The lunch gatherings at DCC field trips are one of the best parts of the experience. We're leaving it up to individual members to decide if they are comfortable meeting as a group in person. We have selected **Pete's Dancing Marlin** (2730 Commerce St) as our lunch venue. It has a sizable outdoor patio area that is well shaded. Pete's serves lunch starting at **11:00am** and we'll plan on meeting around then. The patio will most likely be open for people to come, sit, and relax a little before then if necessary.

### Scavenger Hunt Contest

One of the things that I think makes Deep Ellum so special are the little gems that you see here and there and may notice for the first time after years of poking around the neighborhood. While compiling my notes for this field trip I captured a whole bunch of these little treasures all over the neighborhood. On Friday, late in the afternoon, we will send out a list of things to search for, rules of engagement, and a list of prizes that I'm contributing to the cause

### Points of Interest

#### The Main Drag (Red Area)

This is the main part of Deep Ellum with the most popular sights and the greatest density of street art, shops, restaurants and more. If you want to park once and see a lot without having to walk too far, this is the place. •

Traveling Man/Deep Ellum DART Station • Brain Dead Brewery • Deep Ellum Neon Sign • Blues Alley

#### The Middle (Blue Area)

This area is still the "heart" of Deep Ellum with a number of interesting businesses, murals and a few locations with roof-top decks. Grab a cold one and take in an elevated view. Of minor interest, my home and studio is in this area. • Terry Black's BBQ • Deep Ellum Art Co • Thunderbird Station • Sons of Herman Hall • Continental Gin Building

#### Expo Park (Green Area)

As you get to the east edge of Deep Ellum things turn slightly to the south and angle down towards Fair Park. Whether this is a part of Deep Ellum or not tends to depend on what side of Exposition Ave. you live on. Neighborhood politics aside, Expo park has a lot of the same charm as Deep Ellum proper. The Texas Fair opens this weekend and if plan to combine the two destinations then Expo Park is your gateway to the fair grounds. South Side of DE (Yellow Area) This part of Deep Ellum is a little more spread out but there are some very cool things to see for those willing to put in the distance. Mark Cuban owns a number of these buildings and if you're a Mavericks fan this is where you should be. Some of the most ambitious murals are also in this area.

#### Off The Beaten Path

(Brown Area) This area stretches the definition of what's actually "Deep El-

lum" but still has some areas that some may find interesting. Especially if you hope to score really well on the scavenger hunt! Bonus tip, If memory serves... There's a great view up a street in this area where you can see the Texas Star off in the distance. If you can catch it at the right time of day (night?) it's a really neat shot.

#### Dallas Farmers Market (Dark Purple Area)

This area has undergone a LOT of renovation and increased popularity in the last few years. If it's been a while since you've been to the market it's worth a visit. The East Quarter (Light Purple Area) This is a new area of development downtown centered around everyone's favorite "flatiron" building just to the west of Deep Ellum. It's largely still under development but there are a few things there worth a glance and it's a short walk west up Commerce from the main part of Deep Ellum



## Double Guest Speakers - October

### Route 66 For Photographers

Steve Hawiszczak And Dalis Foglia

October 26, 2021

An overview of the Mother Road, what to see, where to go, how to get the most out of a photo tour.

The presentation concentrates on the “Heart of Route 66”: from St. Louis, across Missouri, the Kansas Corner, Oklahoma, the Texas Panhandle, New Mexico and crossing Arizona to Flagstaff.

(We haven’t photographed the Illinois and California legs yet! Yet.)

You’ll see fascinating places like Paris Springs, Red Oak II, the inspiration for Disney’s Cars, the Blue Whale, and the



“Bug Ranch” (not to be confused with nearby-Cadillac Ranch).

Where are the classic diners and travelers’ motels? What’s the deal with the hardware store that closed in 1967 and remains untouched? How about the “Lonely Gorilla” in the town that vanished? Where is Bonnie & Clyde’s hideout, and what did they find after

shootout? Can you really be “Standing on the Corner in Winslow Arizona” – and is that a girl, my Lord, in that flat-bed Ford? All this and more will be answered.

So get ready to get off the Interstate and see the real America. And make sure you have your Ku-Ku burger on Route 66.

the  
Dalis Foglia

I never was serious about photography until I joined the Dallas Camera Club in 2009.

I only took snapshots; I did not even own an SLR.

I love to take photos of landscapes and flowers.

What I like to challenge myself with is people photography.

I may not be comfortable with it, but

*(Continued on page 11)*





*(Continued from page 10) Route 66*

I'm always trying to get better..

I love to travel and seen new places,  
abroad and at home.

I would love to go back to Rome and  
shoot with a better camera.

I was there 40 years ago and all I had  
was a Kodak Instamatic!

## Steve Hawiszcak

I'm a photographer, traveler, musician,  
and (in my spare time) an engineer,.  
Somehow that works.

I've been shooting for over thirty years,  
focusing mainly on documenting my  
travels,  
and have been a member of DCC since  
2009.

(Last year finishing first in Advanced  
Monochrome Projected competitions.)

I've been to 48 states, and 50 countries  
on four continents,  
with my favorite locations being  
Greece, France and Morocco.

I am obsessed with American history  
and have been to every major Revolu-  
tionary and Civil War site, the homes  
and graves of 35 Presidents, and well  
over 200 National Parks. I love the  
places "in-between" that you see off  
the interstates. My goal is to finally  
finish the great American road trips:  
Route One, Lincoln Highway,  
Pacific Coast Highway and, of course,  
Route 66.









## October Field Trip - Pumpkin Month - Hal Sommer

This month the pumpkins are out all over town and especially at the Arboretum.

With all the pumpkin patches and home decorations the opportunity for photography is almost overwhelming.

The start of Fall means getting to the Arboretum is a must for pumpkin viewing, but there is more to photograph. As part of this Field Trip, I would like to encourage you to visit pumpkin patches with or without your favorite models. You can also create still life photos with pumpkins and gourds as a theme or even photograph pumpkins decorated or carved creatively.

So, this month is both Field Trip and a Challenge. Visit the Arboretum, photograph a Pumpkin project, find a pumpkin patch, and enjoy the start of Fall.

Please submit up to ten (10) JPEG images resized to 1920 (w) x 1280 (h) to me at



[Hal@SABooks.net](mailto:Hal@SABooks.net) as an email body of the text) by October attachment (not in the



31, 2021. Be sure to identify yourself and put DCC Pumpkins in the Subject line to separate it from Spam.



## November Field Trip - Hot Springs, AK

### November Field Trip - Hot Springs, Arkansas - Nov. 5-7, 2021

It's time to make reservations for the Field trip to Arkansas. The Fall Color should be at its peak <https://smokymountains.com/fall-foliage-map> and it is about time we take a trip out of town.

Thanks for the 20+ members who have shown an interest in the Hot Springs Field Trip. The plans are coming together very nicely.

We have arranged a special refundable room rate at the Baymont by Wyndham – On the



Lake. The hotel is between the two major attractions in the area, **Hot Springs National Park** and **Garvan Woodland Gardens**. The hotel is also giving us the use of their breakfast area for evening get-togethers or meetings.

To get the special rate of \$99.00 for a room with two beds or \$109.00 for a single king, call the hotel directly and let them know you are from the Dallas Camera Club. There are also campgrounds in the park as well as KOA Campgrounds in the area. Please let me know once you

have made reservations so I can keep track of our group. If you are looking to carpool also let me know and I will put you in touch with others.

Thanks Hal

[Hal@SABooks.net](mailto:Hal@SABooks.net)

### Baymont by Wyndham Hot Springs - On the Lake

5321 Central Avenue, Hot Springs, Arkansas 71913  
+1-501-520-5522

On Lake Hamilton and close to Hot Springs National Park and Garvan Woodland Gardens

Enjoy warm hospitality and stunning lake views at our Baymont by Wynd-

*(Continued on page 15)*



(Continued from page 14) Click - November Field Trip

ham Hot Springs-On the Lake hotel. Our location on Lake Hamilton, is convenient to the sights, sounds and steam of Hot Springs. Historic Bathhouse Row and several spas are just minutes away. Enjoy free breakfast and free WiFi. Stroll down historic Bathhouse Row, then try a spa for a steam or massage. Lake Hamilton offers boat rentals, fishing, hiking, and golf. Or tour the lake on the "Belle of Hot Springs" riverboat. Hike Hot Springs National Park. Nearby Magic Springs & Crystal Falls amusement park is fun, and the Garvan Woodland Gardens offers walking trails. The Hot Springs Mall and Mid-America Science Museum are also nearby.

Follow I-30 E to AR-7 N/Valley St in Caddo Valley. Take exit 78 from I-30 E

Follow AR-7 N to your destination in Lake Hamilton

4 hr 8 min (284 miles) via I-30 E

5321 Central Ave

Hot Springs, AR 71913

## Hot Springs National Park

<https://www.nps.gov/hosp/planyourvisit/things2do.htm>



Hot Springs National Park has a rich cultural past. It stands as an icon for healing and a tribute to the "American Spa" of the 20th century. The grand architecture of our [nine historic bathhouses](#) is equally matched by the natural curiosities that have been drawing people here for hundreds of years. The ancient thermal springs, mountain views, incredible geology, forested hikes, and abundant creeks – all in the middle of town – make Hot Springs National Park a unique and beautiful destination. Be sure to come by the [Fordyce Bathhouse Museum and Visitor Center](#) to talk with a ranger and for a glimpse into the grandeur of this special place.

## Garvan Woodland Gardens

550 Arkridge Road  
Hot Springs, AR 71903  
[501-262-9300](tel:501-262-9300)


<https://www.garvangardens.org/>

Located on 4.5 miles of wooded shoreline along Lake Hamilton near Hot Springs, the gardens feature more than 128 species of ornamental and native shrubs and wild flowers, 160 different types of azaleas, a 4-acre Asian garden with a 12-foot waterfall,

three unique bridges, the Perry Wildflower Overlook, and the sandstone and redwood Garvan Pavilion, designed by Fay Jones and Maurice Jennings. Anthony Chapel, designed by Jennings and David McKee, is a popular wedding venue. The Evans Children's Adventure Gardens offers 1.5 acres of interactive fun with a waterfall and cave, an iron bridge that resembles woven tree branches and rocks weighing more than 3,200 tons.

- \$15 all adults
- \$5 children ages 4-12
- Free children ages 0-3
- \$5 dog on leash

Members of the Dallas Arboretum are free



## *State Fair Winning Images - Brooke Alexander*

**2nd Mono Landscape Other  
Than Texas**



**Sunflower**

**HM - Color - Cultural Other Than  
Texas**



***HM Mono - Cultural - Other  
Than Texas***

*(Continued on page 17)*



## State Fair Winning Images - Clinton Kemp



**1st - Color - Holiday**



**HM - Patriotic**



**HM - Action**



**HM - Birds**

(Continued on page 18)



## State Fair Winning Images - Frank Richards



**1st - Architecture**



**2nd - People**



**3rd - Children**



**2nd - Flora**

(Continued on page 19)

## State Fair Winning Images - Hal Sommer



**3rd Animals**



**HM - Flora Color**



**3rd - Skies Color**



## *State Fair Winning Images*



**3rd Janice Goetz -  
Still Life**



**HM - Jay Hoppenstein Color  
Cultural - Not in Texas**



**1st Jay Hoppenstein - Mono - Ani-  
mals - Not in Texas**



## *State Fair Winning Images - Jim Walsh*



**1st Mono State Fair**



**1st People Color**



**2nd Rural Color**

## State Fair Winning Images



**3rd - Kay Hale - City  
Scenes - Color**



**3rd - Kay Hale - Cultural Not  
Texas**



**1st Kaye Hargis -  
Mono - Still Life**



**HM Kaye Hargis - Color - Scenery**



## *State Fair Winning Images*



**Larry Petterborg - 1st  
Animals**



**Larry Petterborg - 1st  
Honey Bees**



**Lola Laird 1st - Archi-  
tecture - Color**



**Lola Laird - 3rd - Mono Floral**

## *State Fair Winning Images*



**Michael Blachly - 1st - Color -  
Birds**



**Stephen Evans - HM - Mono - Not  
in Texas**



**Stephen Evans - HM - Color In-  
sects - Color**



**Stephen Evans - HM - Color -  
Patriotic**



## Field Trip Information - Hal Sommer

As we come out of the year of DIY Field Trips the plans going forward will include us again getting together as a group.

**September:** Working with Steve Reeves we are planning a morning of photography adventure in Deep Ellum and lunch at one of the local eateries on September 25th.

**October:** Will be a Pumpkin theme, centered on the Dallas Arboretum with more information to follow.

**November:** Working with the local Hot Springs National Park Camera Club, we are planning a weekend in Hot Springs, Arkansas, the weekend of November 5 - 7. We are working on arranging an evening event on Friday to learn about photo opportunities in the area from the local club members. This will be followed by a day of photography in the park and surrounding area locations. Saturday evening, hopefully, we will have a social event with the local camera club members. This field trip also could include non-photographers in the family since there will be many activities available for a variety of interests.

So that we can get a preliminary count for this trip Please send me an email and let me know if you plan to attend. Send your interest and or questions to [Hal@SABooks.net](mailto:Hal@SABooks.net) . Again, more information to follow and I look forward to your input.

### Field Trips 2021

January – Hagerman National Wildlife Refuge

February – Dallas Zoo

March – Dallas Heritage Village

April – Ennis Bluebonnets

May - Clark Gardens

June – Matilda the Musical

July – Fireworks

**September – Deep Ellum –  
Saturday - Sept 25th -  
Steve Reeves**

**October – Pumpkins around  
Dallas**

**November – Hot Springs  
National Park  
Nov 5 – 7 – Hot Springs  
NP Camera Club**



### About the Photographic Society of America (PSA)

The Photographic Society of America (PSA) is a worldwide organization providing a wide range of services that promote photography and benefits to its members. Individual members can participate in competitions, study groups and on-line [education programs](#) designed to advance their photographic knowledge and skills. Competitions are held for clubs, councils, federations and chapters, also. [Member image galleries](#) are always available for viewing. An annual youth photography showcase, open to all students of high school age, is conducted as well. Opportunities for image analysis and critique as well as discounts for both hardware and software products are available for all members. In addition to special access to a Member's Only area on this dynamic and informative website, every member receives the high-quality *PSA Journal* each month.



## *Image of the Month*

Each month the editor chooses an image taken by one of the DCC's members and presents it as the *Image of the Month*. The images will be taken from the monthly contest winning entrees, from images submitted for TTL cover consideration or from any DCC member who chooses to send the editor an image as an attachment to an email. Use the standard DCC competition image parameters. The image may be in portrait or landscape orientation.

**Nancy Mack**

### *The Sewing Box*





## Color Prints



Beginner


Keni Evans

*Morning Has Broken*

Advanced

Nancy Mack

*The Sewing Box*



Masters

Bill Hayes

*Storm Across the Valley*

# Monochrome Prints



Beginner

Keni Evans

*La Grange*



Advanced

Susan Kindley

*Spending Time Passing Time*



Masters

Kaye Hargis

*An Unknown Bright  
Future*



# Projected Images



Beginner

Kara Moffat

*Sunset Silhouette*



Advanced

Jason Ware

*Fly Me To The Moon*



Masters

Jerry Martin

*Wind Mill Farm*

## Cell Phone Photography - Larry Petterborg


It has been said that “the best camera is the one you have with you”. And most, if not, all of us, are packing a smart phone with a digital camera. How often do any of us try to use these little wonders of computing power to make generally interesting photographs? Sure, the cellphone camera comes in handy when to you need to record some information or you want to grab a quick snap of your pet doing something cute. But cellphone cameras can be so much more. You could even be taking contest entries with yours.

Many photographers use the framing capability of the cellphone camera to analyze potential compositions before setting their tripod and main camera. Another helpful suggestion to record subjects and locations for future reference so you can come back and make those winning images. Intentionally using your cellphone camera more, is going to help you “see” more and better photographs.

If you are wondering what prompted this discussion, I will tell you. This morning I saw an article about the winners of the 2021 iPhone photography contest ([https://www.cnet.com/tech/mobile/turns-out-the-2021-iphone-photography-awards-](https://www.cnet.com/tech/mobile/turns-out-the-2021-iphone-photography-awards-winner-used-an-iphone-7/)

[winner-used-an-iphone-7/](https://www.cnet.com/tech/mobile/turns-out-the-2021-iphone-photography-awards-winner-used-an-iphone-7/)). I think that if you look at the winning images, you will agree with me that it is obvious that very good photos can be obtained from cellphone cameras. So, when you are out and about with your trusty cellphone, don’t forget to think about making interesting images and then when the

Lakewood Theater -  
iPhone - Processed  
with *Snapseed*



call comes for contest photos, you will be ready. I would like to see a robust group of entries for the club’s end of year contest in next spring. It is also possible that you might find suitable entries for our monthly contests as well. You just will not know unless you try.



## Classified Ads



**Cover what  
you love,  
pay for  
nothing  
else** 📷

[traverseinsurance.com](https://www.traverseinsurance.com)



<https://www.traverseinsurance.com/camera>



The Images and original articles  
in the TTL Newsletter are copy-  
right protected and may not be  
reproduced without permission.



**A place to call home for the  
North Texas photographic arts community**

- Classes and Workshops
- Memberships
- Speaker Events
- Exhibitions
- Camera Swap Meets
- Darkroom
- Photo Walks
- Juried Competitions

[www.dallascenterforphotography.org](http://www.dallascenterforphotography.org)

**We believe in the power of photography.**



**We Help You Create Beautiful Work**



Whether you are a professional photographer, an artist, or a commercial entity, with Full Color, you're partnering with a full-service lab that provides an array of customizable products that will exceed your expectations!

PRINTS & FINISHING • PHOTO ALBUMS & PRESS BOOKS  
CANVAS WRAPS • FINE ART PRINTS • METAL PRINTS  
PRESS PRINTED PRODUCTS • PHOTO GIFTS • SPORTS

[fullcolor.com](http://fullcolor.com)  
800.382.2101



## Classified Ads

### COMPETITIVE CAMERAS LTD.

Competitive Cameras stocks  
the latest and best photographic brands!

Monday – Friday: 9:00 A.M. to 5:00 P.M.  
Saturday – 9:00 A.M. to 4:00 P.M.

2025 Irving Blvd #107 ~ Dallas, TX 75207  
Call 214-744-5511 or Toll Free 1-800-688-0211

sales@competitivecameras.com  
www.competitivecameras.com



**Photo Tours  
& Workshops**  
for the Naturally Curious™

**Jeff Parker**  
Explore in Focus™

(512) 378-3355  
ExploreinFocus.com

arlingtoncamera.com



**Expert**  
**TOOLS & ADVICE**

The Biggest Little Camera Store In Texas

**FRAME**  
**DESTINATION®**

**RED RIVER PAPER**

**10% OFF**  
Discount for Members

Call for details  
214-637-0029

#### Choice

Photo inkjet papers  
Inkjet greeting cards  
Hard to find sizes  
Epson Canon inks

Compatible with Epson  
Canon & HP printers

#### Savings

You save up to  
**50%** over retail  
brand prices

Also more affordable than  
many internet brands

#### Service

Fast shipping  
Friendly staff  
Expert tech support

214-637-0029

customerservice@redriverpaper.com

[www.redriverpaper.com](http://www.redriverpaper.com)

**Click on the Red River Ad on the DCC web  
site to order your inkjet paper and DCC will  
receive a Rebate**



## Classified Ads

**FOR FREE**

**FREE** – For Collectors. Argus camera, GE Light meter, and Bell & Howell 8 mm movie camera. If anyone would enjoy having these, they are free, looking for a good home. These items are from the estate of Dr. William Epstein, noted anesthesiologist and are offered by his son. Contact [leonep@daveplaw.com](mailto:leonep@daveplaw.com) or text at 214-587-7301. Sept 1, 2021



**FREE** - Rotatrimmer 24" (Photo paper trimmer), slightly out of line but could be adjusted. Pickup at my guard-gate at Fox Glen: Northgate and O' Conner in Irving. Hugh Adams 214.532.8137. (8.31.21)



**JOIN  
PHOTOGRAPHIC  
SOCIETY  
OF AMERICA**



# Officers, Directors & Managers



## Board of Directors

### President

Larry Petterborg, PhD

### Past President

Mike Hill

### President Elect

Jim Walsh

### Secretary

Barbara Briley

### Treasurer

Mike Hill

## Newsletter Editor

Jay Hoppenstein, MD, FDCC, APSA

Navigato@aol.com

## Directors

### Program Director

Kay Hale

### Competition Director

Phil Wirth

### Communication Director

Jay Hoppenstein, MD, FDCC, APSA

### Education Director

Dennis Fritsche

## Membership Director

Sam Lucas

## Social Media

Larry Golden

## Field Trip Director

Hal Sommer

## Club Photographer

Unfilled

## GSCCC Projected

Jan Dreskin-Haig

## GSCCC Prints

Jan Dreskin-Haig

## PSA Representative

Hal Sommer

## Historian

Steve Reeves

## Project Managers

## House Manager

Don Haig

## Study Groups & Mentoring Project

Frank Richards

## Bird Competition

Larry Petterborg

## Assistant Bird Competition

Dennis Fritsche

## Website Manager

Dennis Fritsche

## Resource Center

Barbara Briley

## Outside Competitions

Steve Hawiszcak

## Website

[Dallascameraclub.org](http://Dallascameraclub.org)

## Email Contact

[Info@dallascameraclub.org](mailto:Info@dallascameraclub.org)







***The Dallas Camera Club meets the 2nd Thursdays Starting at 7:30 PM at Shearith Israel in October. The Second meeting will remain a Zoom meeting on the 4th Tuesdays starting at 7:00***

***Go to [Dallascameraclub.org](http://Dallascameraclub.org) to find the ZOOM link to meetings***

**Shearith Israel Synagogue is located at  
9401 Douglas Ave, Dallas, Texas, 75225 –in the  
Toplitz Room.**

**Directions:** From Northwest Hwy turn North on Douglas Ave. Drive about 1 mile and turn left into the North parking lot just before Walnut Hill Lane.

From Walnut Hill Lane driving West, turn South onto Douglas Ave just before the Toll Way, drive about 100 yards and turn right into the North parking lot.

Follow the walkway into the building from the parking lot, enter the foyer and ask the information person at the desk to be directed to the Toplitz Room.

**On the second Tuesday of the month competition entries from the previous month are judged. On the fourth Tuesday of the month a guest speaker delivers a presentation. Monthly, field trip Audio-Visual programs may be shown at any meeting.**

**Guests are always Welcome**

***[www.dallascameraclub.org](http://www.dallascameraclub.org)***



# *Thru The Lens*

October 2021  
Volume 87 No. 10

*To Promote the Art of Photography & Showcase the Images of DCC's Members*



*Editor - Jay Hoppenstein, MD, FDCC, APSA*